

# 3 INSTALLATION

## 3.1 Cable Run Reference Table (Maximum Lengths)



### IMPORTANT!

**MOTOR POWER CABLE RUN LENGTHS MUST NOT EXCEED THE DISTANCES IN THE REFERENCE TABLE BELOW WHEN VOLTAGE HAS BEEN REDUCED FOR USE WITH AUTOMATE PULSE 2 HUB AND APPLICATION.**

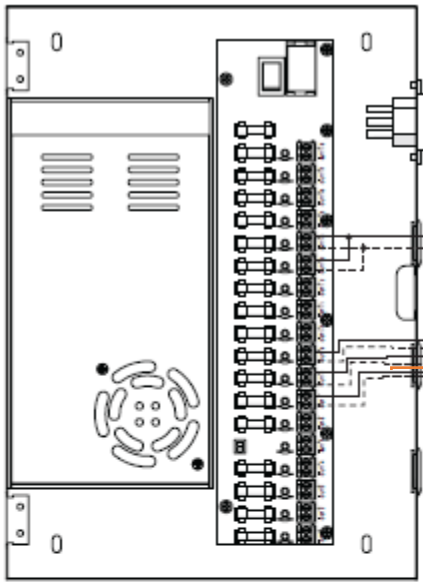
Failure to do so will result in loss of voltage along the cable run, subsequently resulting in insufficient voltage at the motor input terminals.

Before connection of any motors to the power distribution panel, check cable lengths and wire gauge (AWG), against this table in order to ensure system will operate to specification.

	ROLLEASE ACMEDA MOTORS					
	MT01-1225-069002 MT01-1225-069004	MT01-1228-069002 MT01-1228-069003	MTDCRF35-3 MTDCRFQ45-3 MTDCRF45-10	MTDCRF-CL-0.6-50	MT01-3001-069001	MTDCRF-TILT-1
	14V	14V	12V	12V	14V	12V
≤15m	24 AWG	24 AWG	22 AWG	20 AWG	20 AWG	18 AWG
20m	24 AWG	24 AWG	20 AWG	20 AWG	20 AWG	18 AWG
25m	24 AWG	22 AWG	20 AWG	20 AWG	20 AWG	18 AWG
30m	24 AWG	22 AWG	18 AWG	20 AWG	20 AWG	18 AWG
35m	22 AWG	20 AWG	18 AWG	20 AWG	20 AWG	18 AWG
40m	22 AWG	20 AWG	18 AWG	20 AWG	20 AWG	18 AWG
45m	22 AWG	20 AWG	18 AWG	20 AWG	20 AWG	18 AWG
50m - 60m	20 AWG	18 AWG	16 AWG	20 AWG	20 AWG	16 AWG
65m	20 AWG	18 AWG	16 AWG	18 AWG	20 AWG	16 AWG
70m	20 AWG	18 AWG	16 AWG	18 AWG	20 AWG	16 AWG
75m	20 AWG	18 AWG	N/A	18 AWG	20 AWG	N/A
80m	18 AWG	16 AWG	N/A	18 AWG	18 AWG	N/A
85m	18 AWG	16 AWG	N/A	18 AWG	18 AWG	N/A
90m	18 AWG	16 AWG	N/A	18 AWG	18 AWG	N/A
95m	18 AWG	16 AWG	N/A	18 AWG	18 AWG	N/A
100m	18 AWG	16 AWG	N/A	16 AWG	18 AWG	N/A
105m	18 AWG	16 AWG	N/A	16 AWG	18 AWG	N/A
110m	18 AWG	16 AWG	N/A	16 AWG	18 AWG	N/A
115m	18 AWG	16 AWG	N/A	16 AWG	18 AWG	N/A
120m - 160m	16 AWG	N/A	N/A	16 AWG	16 AWG	N/A
165m	16 AWG	N/A	N/A	N/A	16 AWG	N/A
170m	16 AWG	N/A	N/A	N/A	16 AWG	N/A
175m	16 AWG	N/A	N/A	N/A	16 AWG	N/A
180m	16 AWG	N/A	N/A	N/A	16 AWG	N/A
185m - 210m	N/A	N/A	N/A	N/A	16 AWG	N/A
215m	N/A	N/A	N/A	N/A	N/A	N/A

\*Refer to section 6 on page 11 for detailed American Wire Gauge (AWG) dimensions

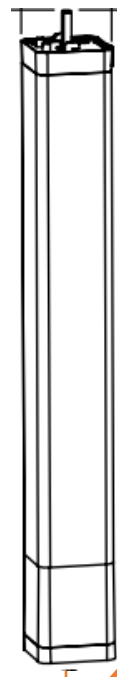
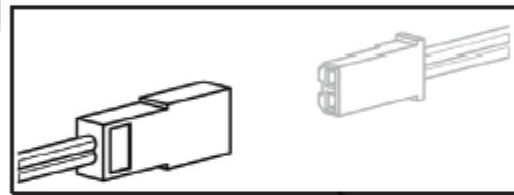
MT03-0304-050007  
included



MT03-0301-411005

Cable Run

Cable Run



Slim Drapery  
Motor



MT03-0304-050007



Tubular  
Motor

MT03-0301-069012