



DISCOVER THE LATEST IN MOTORIZATION

RITEC AUTOMATION[®] by Rowley[®]

Our **NEW** & innovative Motorized Shade Systems offer advanced technology, seamless control, and premium performance.



Introducing Cutting-Edge Shade Solutions

- ✓ 3 Li-ion Battery Shade Motors designed for long-lasting performance.
- ✓ Remote control options for simple programming and operation.
- ✓ Control from anywhere with Bond Bridge Pro + Bond Home App.
- ✓ Starter Kit available – assemble one 4' Roller or Roman Shade.
- ✓ Certified Best for Kids™. 



1-WAY RF COMMUNICATION

Integrated radio frequency control allows for easy programming of individual, group or all control across window treatments.



ADJUSTABLE SPEED

Choose from three options to customize the shade's open / close speed.



LEVELING CONTROL

Achieve precise positioning of multiple window treatments, ensuring perfect alignment every time.



QUIET OPERATION

Powerful, smooth and quiet operation suitable for both residential and commercial environments.



PREFERRED UPPER / LOWER LIMIT SETTINGS

Electronic "autoset" limits accurately program preferred upper and lower settings.




FAVORITE POSITION

Set a favorite position between the upper and lower limits for quick and convenient access.

CONTROL ANYWHERE, ANYTIME.

Introducing the R-TEC AUTOMATION® BRAND ON THE BOND HOME APP

- The **Bond Home App** is the leading platform for remote-controlled motorized shades along with the below **Bond Bridge Pro**.
- Control your devices from anywhere, including when offline, so you can manage your home seamlessly, even when you're away.
- Streamline your R-TEC Automation® and Automate® Motors in one App.
- Connects your devices with Amazon Alexa, Google Assistant, Siri, and other popular home automation platforms.
- Available in the Apple App Store or Google Play.



Introducing the BOND BRIDGE PRO

- Smart home functionality adds Wi-Fi to your shades, enabling seamless control.
- Shade slider easily opens and closes your shades to desired percentage.
- Ethernet port & Power Over Ethernet (PoE) technology, creating less cords.
- No installation or hardwiring needed. Setup is fast and easy.
- Ceiling or wall mount.
- 1.4" H x 5.7" W x 6.2" D.
- White
- Range: 3,500 sq. ft.
- 3 year warranty.

Item # BD-1750



Ethernet and PoE port

Integrations

For a full list of integration platforms and support, explore our Motorization Education Library »



CRESTRON HOME™

