


Wirefree Tubular Motor with Attached Wand Control RTMLW25



Li-ion battery powered motorized shades with wand control are a perfect retro fit for existing homes and for introducing automated shades at a value. Easily adjust your shade with the controls located on the wand. Child Safe Wand Control available in White in 3 lengths: 24", 36" or 48".

The standard 25 mm motor allows a maximum shade size of 84" x 84" and has a 21 ½" minimum shade width / roller tube length.



Preferred Upper / Lower Limit Settings

Electronic "autoset" limits accurately program preferred upper and lower limit settings.



Favorite Position

Allows a most used or favorite position to be set between upper and lower limit settings.



USB Charge

Easily charge the wand via the universal Mini USB Charging Port.



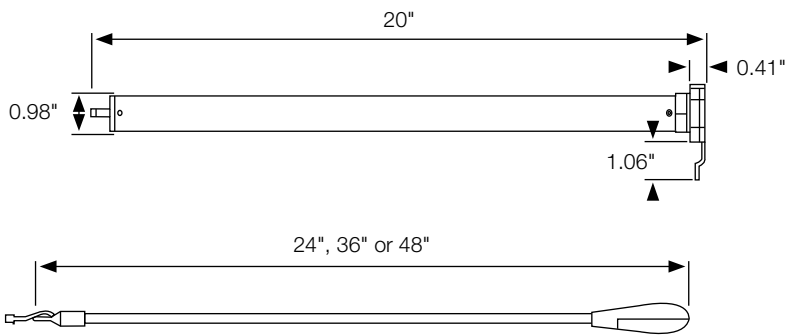
Battery Powered

Rechargeable built-in Li-ion battery that operates up to 500 up and down cycles per charge (based on recommended shade size).

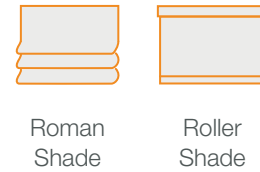
SPECIFICATIONS

Voltage	12 V DC	Limit Switch Type	Electronic
Torque	1.1 Nm	Amps	0.83 A
Max. Run Time	10 min.	Battery Size / Type	1400 mAh / Lithium-ion
Speed	40 RPM	Temperature Working Range	32° F - 140° F (0° C - 60° C)
IP Rating	IP44	Insulation Class	III

DIMENSIONS



APPLICATIONS



USE WITH

Compatible Power Options

Item #	Description
RTMLWC6	Wall Charger for Wand 6' Cord

Compatible Wands

Item #	Description
RTMW24/W	24" Wand, White
RTMW36/W	36" Wand, White
RTMW48/W	48" Wand, White

Compatible Drive Set Kits

Item #	Description
RTMDRK25114	1 1/4" Drive Set Kit (includes motor adapter plate, crown & drive set and end pin)
RTMDRK25112	1 1/2" Drive Set Kit (includes motor adapter plate, crown & drive set and end pin)

Compatible Aluminum Rollers

Item #	Description
RC58/4	1 1/4" (4', 6', 8', 12' or 16' lengths)
RC60/4	1 1/2" (4', 6', 8', 12' or 16' lengths)

Compatible Brackets & Bracket Covers

Item #	Description
RSB10	Bracket: 1 5/8" Projection, 2 1/4" Width
RSB20	Bracket: 2 1/8" Projection, 2 1/4" Width
RSBC10/	Bracket Cover for RSB10 (SN, W or K)
RSBC20/	Bracket Cover for RSB20 (SN, W or K)
RSNB10	Bracket: 1 5/8" Projection, 1 1/2" Width
RSNB20	Bracket: 2 1/8" Projection, 1 1/2" Width
RSNB30	Bracket: 2 7/8" Projection, 1 1/2" Width