


Power Supply for DC Tubular Motors RTMDC18/25, RTMDC28/35



Power Supply for 25 mm DC Motor



Power Supply for 28 mm or 35 mm DC Motors

A power supply option can be used with our DC Tubular Motors. Use RTMDC18/25 with our 25 mm DC Tubular Motor. Use RTMDC28/35 with our 28 mm or 35 mm DC Tubular Motors. This option provides the convenience of not having to keep a battery constantly charged or using disposable batteries.



Convenient

Used in place of batteries with need for constant recharging or replacing.



Long Life

Provides years of up / down cycles for your window treatment.



Plug & Play

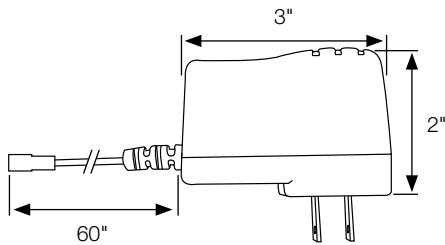
Simply plug in and enjoy years of use of your motorized shade.

SPECIFICATIONS

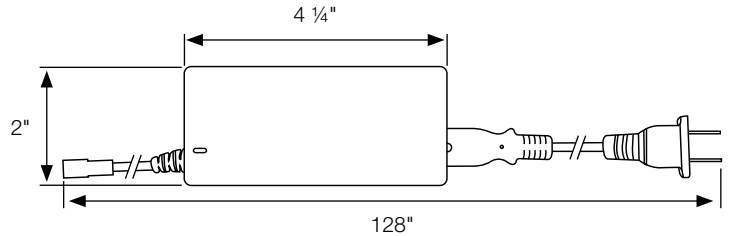
	Power Supply for 25 mm DC Motor			Power Supply for 28 mm or 35 mm DC Motors		
Input	100V - 240 V	~50/60 Hz	0.75 A	AC 100V - 240 V	~50/60 Hz	2.5 A
Output	12.0 V	2000 mA	24 W	DC 12.0 V	4.0 A	

DIMENSIONS

Power Supply for 25 mm DC Motor



Power Supply for 28 mm or 35 mm DC Motors



USE WITH

Compatible Motors

Item #	Description
RTMDC25	25 mm DC Tubular Standard Motor (use RTMDC18/25)
RTMDCQ28	28 mm DC Tubular Quiet Motor (use RTMDC28/35)
RTMDC35	35 mm DC Tubular Standard Motor (use RTMDC28/35)

Compatible Accessories

Item #	Description
RTMDCXT48	Power Cable Extender