

Motorization





Motorization



SEAMLESS WINDOW TREATMENT CONTROL 104

CONTROL & INTEGRATION COMPATIBILITY 105

DRAPERY SYSTEMS 106 - 121

Automate® Slim Motor & Accessories 110 - 111

Track & Components 108 - 115

Automate® Control & Integration 116 - 117

Custom Solutions **H** 118

Decorative Drapery Hardware 120 - 121

MOTORIZATION EDUCATION LIBRARY 133

SHADE SYSTEMS 122 - 151

R-TEC Automation® & Automate® Comparison 126 - 127

(NEW) R-TEC Automation® Motors & Accessories 128 - 129

(NEW) R-TEC Automation® Control & Integration 130 - 131

Automate® Motors & Accessories 134 - 137, 141

Automate® Control & Integration 138 - 139, 141

Starter Kits 132, 140

Components 142 - 148

Custom Solutions **H** 150

Elements® Shade Collection 156 - 161

MOTORIZATION DISPLAY KIT 119, 151

SHOWN HERE


1 3/4" ARIA® METAL H-RAIL TRAVERSE SYSTEM
(CSRTFMH138400) Versailles Square Finials in
Venetian Bronze Finish (FM138105/VZ)

LI-ION BATTERY MOTOR SHADE SYSTEM
(RSRTA25L2C1WA) Roman Automated

SCAN &
LEARN »



Seamless Window Treatment Control

Motorized products blend beauty, function, and safety: no physical operating cords, ensuring the ones we care about most are protected and safe. 

Introducing our **(NEW) R-TEC Automation® motorization line** - a fusion of cutting-edge technology, sleek design, and exceptional quality. Engineered with precision, R-TEC Automation® offers innovative control solutions, making it the ideal choice for modern, efficient, and safe window treatments.

We are a proud distributor of **Automate® by Rollease Acmeda**, offering innovative motorization solutions with smart control and reliable performance for any window treatment.

Become an Expert: Visit our **Motorization Education Library** to stay in-the-know with **FREE** resources & support »



R-TEC AUTOMATION®
by **Rowley®**

THE BRANDS

AUTOMATE®
A DIVISION OF ROLLEASE ACMEDA

Stay tuned for exciting **(NEW)** additions to the **R-TEC Automation®** brand in **2025!**

Drapery Motor



The **Slim Drapery Motor** is designed to install seamlessly behind the drapery panel, providing the ultimate integrated functionality without compromising the look of your drapery.

Li-ion Battery or AC Power.

pages 110 - 111

Introducing our **(NEW) Li-ion Battery Motors**, powered by the latest in cutting-edge radio communication technology.

Fabricate your own **Roller** or **Roman/Soft Shades**, or select from our **Elements® Shade Collection**.

pages 128 - 129

Shade Motors



Selection of **Li-ion Battery** or **DC Motors**, powered by ARC™, or the **Basics Motor**.

Fabricate your own **Roller** or **Roman/Soft Shades**, or select from our **Elements® Shade Collection**.

pages 134 - 137, 141

Control & Integration



Options include the **Bond Home App & (NEW) Bond Bridge Pro integration**, along with a variety of **(NEW) Handheld** or **Wall Remotes** with exciting new features.

pages 130 - 131

Options include the **Automate® Pulse 2 App & Hub integration**, as well as a variety of **Handheld Remotes**, **Wall Switches** + more.

As an alternative, use the **Bond Home App & (NEW) Bond Bridge Pro integration**.


pages 138 - 139, 141

		DRAPERY MOTOR	SHADE MOTORS			
		Automate® Slim	R-TEC Automation® Li-ion Battery <small>NEW</small>	Automate® Li-ion Battery	Automate® DC	Automate® Basics
CONTROL & INTEGRATION COMPATIBILITY	Automate® Handheld Remotes (1, 5 or 15 ch)	•		•	•	
	Automate® Surface or Cut-In Wall Switches (1, 2, 5 or 15 ch)	•		•	•	
	Automate® Internal Sun Sensor	•		•	•	
	Automate® ARC™ USB Signal Repeater	•		•	•	
	Automate® Pulse 2 Hub & App Integration	•		•	•	
	Automate® Basics Remote (5 ch)					•
	R-TEC Automation® Wall Mount Remotes <small>NEW</small> (1 or 2 ch)		•			
	R-TEC Automation® Handheld Remote with Scroll Wheel Adjustment <small>NEW</small> (6 ch)		•			
	R-TEC Automation® Handheld Remotes <small>NEW</small> (6 or 16 ch)		•			
	Bond Bridge Pro Hub & Bond Home App Integration <small>NEW</small>	•	•	•	•	•



Motorized Drapery Systems

Select from a variety of heavy duty track or decorative drapery hardware brands to cover your window needs.

No physical operating cords, ensuring the ones we care about most are protected and safe. 


AUTOMATE® SLIM MOTOR 110 - 111

Designed to install seamlessly behind the drapery panel, providing the ultimate integrated functionality without compromising the look of your window treatment.

TRACK & COMPONENTS 108 - 115

Create a commercial look with the benefits of automation.

AUTOMATE® CONTROL 116 - 117

The  Bond Bridge Pro and Bond Home App enable control of draperies via smartphone or integrated devices, at home or remotely. Alternatively, Remotes and Wall Switches offer individual, group, or all control with 1, 2, 5, or 15 channel options.

CUSTOM SOLUTIONS 118

Let our experts assemble your Motorized Track System(s) for you! With custom solutions tailored to your needs, each system is expertly assembled in the USA for superior quality and performance.

MOTORIZATION DISPLAY KIT 119

DECORATIVE DRAPERY HARDWARE FAMILY OF BRANDS 120 - 121

Our family of brands offer motorization options, allowing you to combine sophisticated design with effortless automation for enhanced control, style, and convenience.

SHOWN HERE

1 3/8" ARIA® METAL H-RAIL TRAVERSE SYSTEM (CSRTFMH138406)
Plain End Caps in Matte Black Finish (FMH138104/MK)
Slim Drapery Motor (MT01-2101-069002)

SCAN &
LEARN »

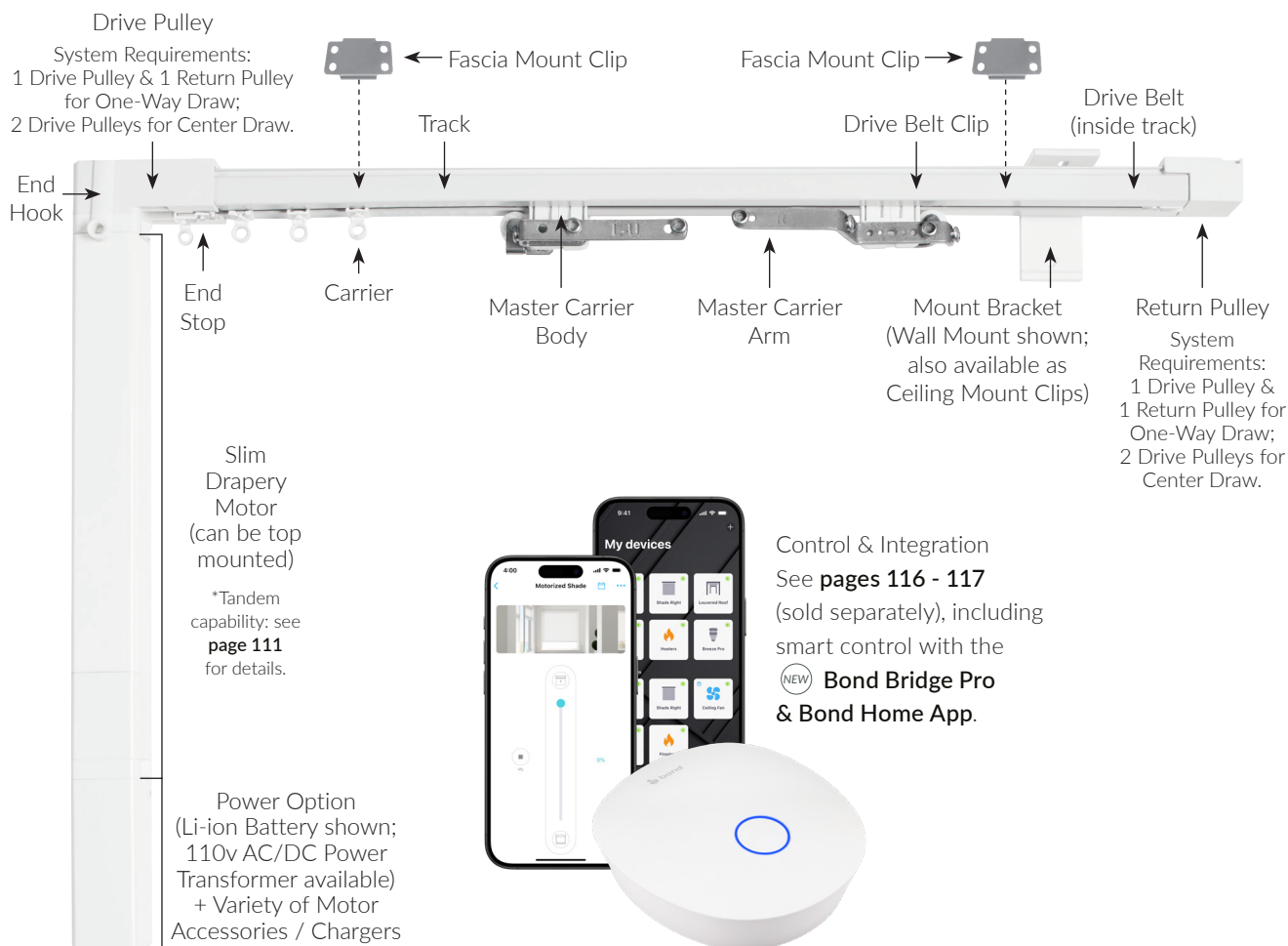


Motorized Track System



System Highlights

- Motorized Single or Double Track Systems in White or Bronze.
- Ceiling or wall mount options to accommodate all drapery installations.
- Automate® Slim Drapery Motor available with Li-ion Battery or 110v AC / DC Power Transformer.
- Control draperies effortlessly with the touch of a button or voice command.
- Available with a variety of remotes, wall switches, and home integration options.
- Minimum system length of 37" and maximum continuous track length of 19' (extendable up to 36' with Track Splice).
- Tandem capability: use two motors on draperies that exceed single motor capacity.
- Use Fascia Mount Clips to upgrade with decorative fascias such as our Finestra® Wood Hardware brand - sold to trade members.
- No physical operating cords. 📶






Ordering Preference

Select whether to fabricate your Motorized Track System yourself, or have Rowley® do the work for you.

» ORDER BY COMPONENTS

- Quick Order Checklist - see **below**.

» CUSTOM SOLUTIONS

- Our in-house experts will do the work for you and assemble your made-to-order Motorized Track System(s).
- See **Custom Solutions** on **page 118**  for info & form, or use our online DESIGN your WINDOW feature »
- Select systems and options available.



Quick Order Checklist

- | | |
|---|---|
| <p>✓ Slim Drapery Motor
page 110</p> <p>✓ Motor Power Option
page 110</p> <ul style="list-style-type: none"> • Li-ion Battery or 110v AC/DC Power Transformer <p>✓ Motor Accessories
page 110</p> <ul style="list-style-type: none"> • Wall Battery Charger or Solar Panel Battery Charger for Li-ion Battery Powered Motor • 10' or 20' Transformer or 18 Channel Power Distributor for 110v AC/DC Powered Motor <p>✓ Track
page 112</p> <ul style="list-style-type: none"> • 8', 12', 16' or 19' length; splice up to 36' • White or Bronze <p>✓ Mount Brackets / Clips
page 112</p> <ul style="list-style-type: none"> • Single Wall 3 ½" - 4 ½" Projection, Single or Double Wall 2 ½" - 3 ½" Rear & 5 ½" - 6 ¼" Front Projections, Single or Double Wall 3 ½" - 11" Projection, or Ceiling Mount Clip <p>✓ Drive Belt & Drive Belt Clip
page 112</p> <p>✓ Pulleys
page 113</p> <ul style="list-style-type: none"> • System Requirements - 1 Drive Pulley & 1 Return Pulley for One-Way Draw; 2 Drive Pulleys for Center Draw | <p>✓ Pinch Pleat Option Components
page 113</p>  <ul style="list-style-type: none"> • End Hook(s) • End Stops • Carriers • Master Carrier Body - 1 per Arm • Master Carrier Arm(s) - Universal Center Draw Pair, Universal One-Way Draw Right / Left, or Universal Tandem Center Draw Pair <p>✓ Ripplefold Option Components
page 114</p>  <ul style="list-style-type: none"> • End Hook(s) • End Stops • Carriers - by the Pack or Roll, 60%, 80%, 100% or 120% fullness • Master Carrier Body - 1 per Arm • Master Carrier Arm(s) - Ripplefold Butt Center Draw Pair, Ripplefold Butt One-Way Draw Right / Left, Universal Center Draw Pair, Universal One-Way Draw Right / Left, or Universal Tandem Center Draw Pair <p>✓ Control & Integration
pages 116 - 117</p> <ul style="list-style-type: none"> • Remote Controls, Switches, Wi-Fi Hubs & Apps <p>✓ Upgrades from our Family of Decorative Drapery Hardware Brands
pages 120 - 121</p> <ul style="list-style-type: none"> • Use Fascia Mount Clips to upgrade with decorative fascias • Finestra® Wood Hardware - sold to trade • The Finial Company™ - sold by distributors • Paris Texas Hardware™ - sold by distributors |
|---|---|

Automate® Slim Drapery Motor & Accessories

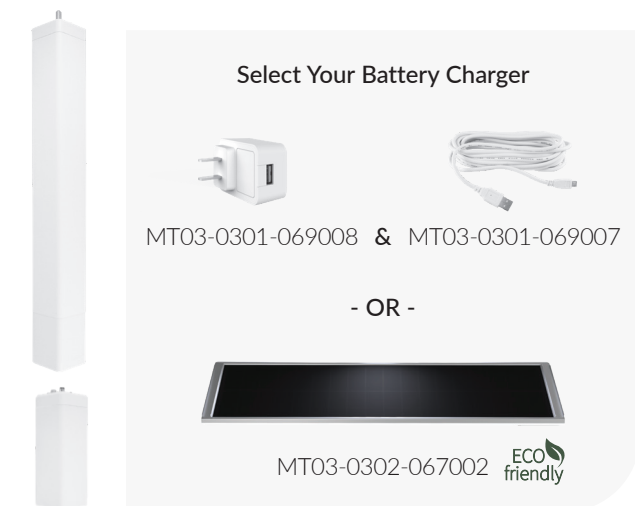


- Slim design installs seamlessly behind the drapery panel with up to 500 open and close cycles per charge.
- Power option: Li-ion Battery or 110v AC/DC Power Transformer.

Automate® Motor + Li-ion Battery

MT01-2101-069002

Recommended for use with track up to 24' & drapery weight up to 77 lbs.



MT03-0305-069004

Li-ion Battery Powered Motor Kits

Item #	Description	Price
RTMLDKIT	Battery Motor Kit (includes Drapery Motor, Battery, Charger & USB Cable)	\$371.00
RTMLDS2KIT	Battery Motor Kit (includes Drapery Motor, Battery & Solar Panel)	\$498.20

Li-ion Battery Powered Motor & Motor Accessories

Item #	Description	Price
MT01-2101-069002	Slim Drapery Motor	\$212.00
MT03-0305-069004	Li-ion Battery * (requires Wall Battery Charger & USB Charger Cable, with optional Solar Panel addition)	\$127.20
MT03-0301-069008	USB Wall Battery Charger, 5V, 2A	\$15.90
MT03-0301-069007	USB/Micro USB Charger Cable, 157"	\$15.90
MT03-0302-067002	Solar Panel Battery Charger (includes L-Bracket, Fasteners, Micro USB & USB C Cables) - An eco-friendly option that supplements the battery using solar energy when available (note: it cannot recharge a fully drained battery)	\$127.20

*Ability to easily charge without having to remove the motor, providing the ultimate integrated functionality without compromising the look of your window treatment.

Automate® Motor + 110v AC/DC Power Transformer

MT01-2101-069002

Recommended for use with track over 24' & drapery weight over 77 lbs.



110v AC/DC Powered Motor Kit

Item #	Description	Price
RTMLDACKIT	110v AC/DC Power Transformer Motor Kit (includes Drapery Motor, 110v AC/DC Power Transformer 10' with 3 Conductor Male Plug)	\$312.70

110v AC/DC Powered Motor & Motor Accessories

Item #	Description	Price
MT01-2101-069002	Slim Drapery Motor	\$212.00
MT03-0305-069005	110v AC/DC Power Transformer 10' (plug included)	\$74.20
MT03-0305-069006	110v AC/DC Power Transformer 20' (plug MTAC-FIELDPLUG not included - see below)	\$79.50
MTAC-FIELDPLUG	3 Conductor Male Plug	\$26.50
MT03-0301-411005	18 Ch Power Distributor (ac power cord MT03-0304-050007 not included - see below . Requires 16/2 to 24/2 gauge cable hookup; cable not sold by Rowley® - refer to the product info sheet for cable size at bit.ly/18-ch-dist-cable)	\$264.96
MT03-0304-050007	AC Power Cord for 18 Ch Power Distributor, 6'	\$19.00
RTMDMA	Adapters for Slim Drapery Motor to Power Distributor (*10 pieces per pack)	\$19.00*





2-WAY RF COMMUNICATION

Integrated radio frequency control allows for easy programming of individual, group or all control across window treatments.



ADJUSTABLE SPEED

Choose from three options to customize the drapery treatment's open / close speed.



MANUAL OVERRIDE

Permits the drapery to be adjusted manually without the use of a remote or in the event of a power outage.



FAVORITE POSITION

Set a favorite position between the open and close limits for quick and convenient access.



IOT INTEGRATION

Pairs with several voice control systems using the Automate® Pulse 2 Hub & App, including Apple HomeKit, Amazon Alexa, Google Assistant, and SmartThings. Also works with Bond Bridge Pro & App.



OBSTRUCTION DETECTION

If the drapery motion is obstructed while the motor is running, the motor stops automatically to prevent damage.



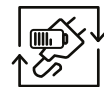
PREFERRED OPEN / CLOSE LIMIT SETTINGS

Electronic "autoset" limits accurately program preferred open and close limit settings.



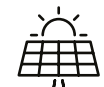
QUIET OPERATION

Powerful, smooth and quiet operation suitable for both residential and commercial environments.



INTERCHANGEABLE POWER SOURCE

Choose connection via a rechargeable Li-ion Battery or 110v AC/DC Power Transformer.

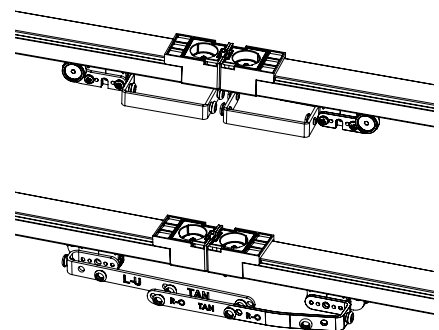


OPTIMAL SOLAR RECHARGE OPTION

Pairs with optional Solar Panel Battery Charger for autonomous recharging if using the Li-ion Battery power option, creating an eco friendly environment.

TANDEM CAPABILITY FOR AUTOMATED TRACK SYSTEMS

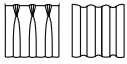
Tandem capability automated systems utilize two drapery motors and are used for draperies that exceed the maximum single motor capacity. Available with Butt Master One-Way Draw Arms RTMDTOB on **page 114** (Ripplefold draperies), or Overlap Tandem Center Draw Arms RTMDCTAN on **pages 113 - 114** (Pinch Pleat or Ripplefold draperies). Please contact Rowley® for details.





Motorized Track System Components



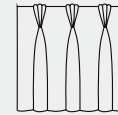
TRACK



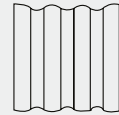
- White or Bronze Track. Look for the Bronze icon **/BR**.
- Minimum System Length is 37". Maximum Continuous Track Length is 19' or use Track Splice for longer lengths up to 36'.
- See **Custom Solutions** on **page 118**. **H**
- Lengths over 8' will ship via truck and incur an oversized  fee.



Look for these **Drapery Header Icons** for compatible products.



Pinch Pleat



Ripplefold

Item #		Description	1 Piece	24 Pieces
RTMDT/8	/BR	8' Length (Ceiling or Wall Mount)	\$40.28	\$34.98 ea
RTMDT/12	/BR	12' Length (Ceiling or Wall Mount)	\$60.42	\$52.47 ea
RTMDT/16	/BR	16' Length (Ceiling or Wall Mount)	\$80.56	\$69.96 ea
RTMDT/19	/BR	19' Length (Ceiling or Wall Mount)	\$95.67	\$82.95 ea
RTMDTS	/BR	Track Splice	\$3.18	\$2.92 ea

* Components are White. Look for the Bronze icon **/BR** for components available in Bronze and add /BR to the Item # to order.

Item #	Description - 109 Yards / Roll	1 Roll
RTMDDB10	Drive Belt	\$344.50
Item #	Description - 4 Pieces / Pack	1 Pack
RTMDDBC10	Drive Belt Clip	\$2.39

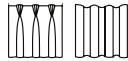


RTMDDB10



RTMDDBC10

BRACKETS / CLIPS



- Easy to install Brackets with snap-in Clips.
- Hardware matches Bracket finish.



RTMDTBCM



TB035



TB060



TB100



RTMDTFC





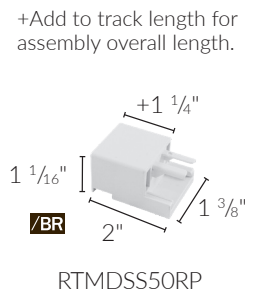

Item #		Description	1 Piece	25 Pieces
RTMDTBCM	/BR	Ceiling Mount Clip for Track	\$3.18	\$2.78 ea
TB035	/BR	Single Wall Mount Bracket, Proj. 3 1/2" - 4 1/2" (Ceiling Clip not included)	\$3.71	\$3.45 ea
TB060	/BR	Single or Double Wall Mount Bracket, Proj. rear 2 1/2" - 3 1/2", front 5 1/2" - 6 1/4" (Ceiling Clips not included)	\$5.04	\$4.77 ea
TB100	/BR	Single or Double Wall Mount Bracket, Proj. 3 1/2" - 11" (Ceiling Clips not included)	\$7.95	\$7.42 ea
RTMDTFC		Fascia Mount Clip for Track, Zinc-Plated	\$2.65	-

* Components are White. Look for the Bronze icon **/BR** for components available in Bronze and add /BR to the Item # to order.

PULLEYS

- System Requirements: 1 Drive Pulley & 1 Return Pulley for One-Way Draw; 2 Drive Pulleys for Center Draw.

Item #	Description	Price
RTMDSS50DP 	Drive Pulley	\$13.52
RTMDSS50RP 	Return Pulley	



PINCH PLEAT

* Components are White. Look for the Bronze icon  for components available in Bronze and add /BR to the Item # to order.



RTMDTMCB




RTMDTCD




RTMDTOR

Master Carriers (Body and Arms sold separately; see [page 115](#) for diagrams)

Item #	Description	1 Piece	25 Pieces
RTMDTMCB 	Body (Arms sold separately)	\$4.24	\$3.71 ea
RTMDTCD	Universal Arms, Center Draw, Pair	\$5.04	\$4.77 ea
RTMDTOR	Universal Arm, One-Way Draw, Right	\$2.92	\$2.65 ea
RTMDTOL	Universal Arm, One-Way Draw, Left	\$2.92	\$2.65 ea
RTMDTCDTAN	Universal Tandem Arms, Center Draw, Pair, page 111	\$7.42	\$6.89 ea




End Hook (10 pieces per pack)

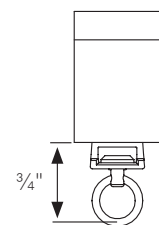
Item #	1 Pack	10 Packs
RTMDTPPEH 	\$2.92	\$2.65 ea

End Stop

Item #	1 Piece	25 Pieces
RTMDTPPES 	\$2.39	\$2.12 ea

Carriers (10 pieces per pack)

Item #	1 Pack	10 Packs
CP40 	\$3.45	\$3.13 ea



CP40

DRAPERY PINS

- Bulk only. Not on strips. Will not fit Pinsetter PS10/D.
- 1,000 pieces per pack.
- For full selection of drapery pins & diagrams, see [page 45](#).

Item #	Description	Weight	1 Pack	5 Packs	10 Packs
DP50	Light Duty	2 lbs.	\$31.75	\$31.25 ea	\$30.75 ea
DP52	Light Duty	2 lbs.	\$31.75	\$31.25 ea	\$30.75 ea
DP53	Regular Duty	3 1/2 lbs.	\$33.25	\$32.75 ea	\$32.25 ea
DP54	Heavy Duty	4 1/2 lbs.	\$36.50	\$36.00 ea	\$35.50 ea



 For flame proof treated fabrics	Item #	Description	Weight	1 Pack	5 Packs	10 Packs
	DP66	Heavy Duty Stainless Steel	4 1/2 lbs.	\$122.50	\$122.00 ea	\$121.50 ea

Motorized Track System Components



RIPPLEFOLD

* Components are White. Look for the Bronze icon /BR for components available in Bronze and add /BR to the Item #.

End Hook (10 pieces per pack)

Item #	1 Pack	10 Packs
RTMDTRFEH /BR	\$2.92	\$2.65 ea

End Stop

Item #	1 Piece	25 Pieces
RTMDTRFES /BR	\$2.39	\$2.12 ea

Carriers by Pack (10 pieces per pack)

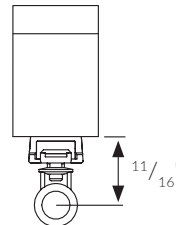
Item #	Description	1 Pack	10 Packs
R2050 /BR	Short Replacement Pendant for Ripplefold or Accordion Roller Carriers **Bulk packaging available upon request.	\$2.49	\$2.23 ea
R4051 /BR	Replacement Body for Ripplefold or Accordion Roller Carriers	\$3.66	\$3.45 ea
R4052 /BR	Short Complete Roller Carrier, accepts Male Accordion Snap from either side	\$6.04	\$5.46 ea

Carriers with Short Pendants by Roll

Item #	Description	Spacing / Fullness	Partial Roll	Full Roll
R4120/ /BR	Ripplefold Roller Carriers with Detachable Pendants, 166 Carriers per Partial Roll, 500 Carriers per Full Roll	1 7/8" spacing / 120% fullness	\$111.30	\$302.10
R4100/ /BR		2 1/8" spacing / 100% fullness		
R4080/ /BR		2 3/8" spacing / 80% fullness		
R4060/ /BR		2 5/8" spacing / 60% fullness		

Partial Roll /P or Full Roll /F

R4120/	1 7/8" spacing / 120% fullness
R4100/	2 1/8" spacing / 100% fullness
R4080/	2 3/8" spacing / 80% fullness
R4060/	2 5/8" spacing / 60% fullness



Ripplefold &
Accordion Tapes
pages 62 - 63



RTMDTMCB



RTMDTCDB



RTMDTOB



RTMDTCD



RTMDTOR

Master Carrier Body (Body and Arms sold separately; see page 115 for diagrams)

Item #	Description	1 Piece	25 Pieces
RTMDTMCB /BR	Body (Arms sold separately below)	\$4.24	\$3.71 ea

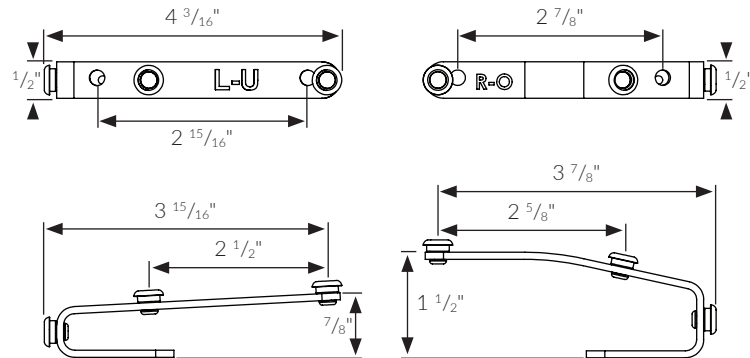
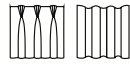
Butt Master Carrier Arms (Body and Arms sold separately; see page 115 for diagrams)

Item #	Description	1 Piece	25 Pieces
RTMDTCDB	Butt, Center Draw, Pair	\$5.79	\$5.26 ea
RTMDTOB	Butt, One-Way Draw, Right or Left	\$2.92	\$2.65 ea

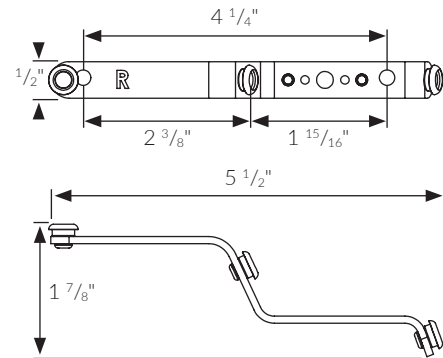
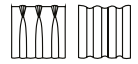
Universal Master Carrier Arms (Body and Arms sold separately; see page 115 for diagrams)

Item #	Description	1 Piece	25 Pieces
RTMDTCD	Universal, Center Draw, Pair	\$5.04	\$4.77 ea
RTMDTOR	Universal, One-Way Draw, Right	\$2.92	\$2.65 ea
RTMDTOL	Universal, One-Way Draw, Left	\$2.92	\$2.65 ea
RTMDTCDTAN	Universal, Tandem, Center Draw, Pair, page 111	\$7.42	\$6.89 ea

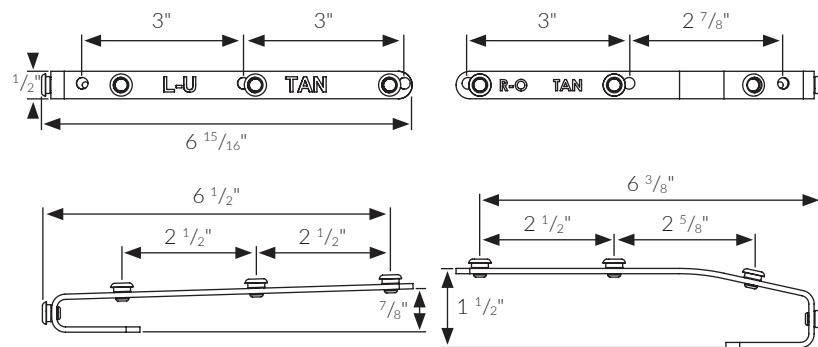
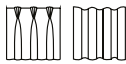
Universal Master Carrier Arms
Center Draw
RTMDTCD



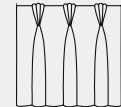
Universal Master Carrier Arm
One-Way Draw
Right - RTMDTOR or Left - RTMDTOL



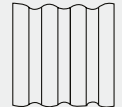
Universal Tandem Master Carrier Arms
Center Draw
RTMDTCDTAN (see [page 111](#) for details)



Look for these **Drapery Header Icons** for compatible products.

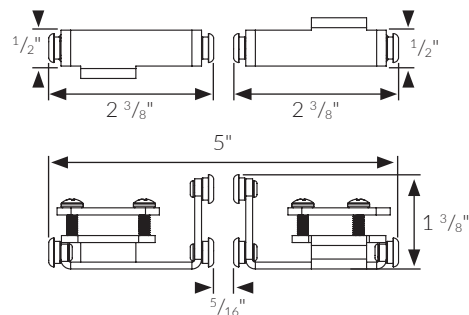


Pinch Pleat

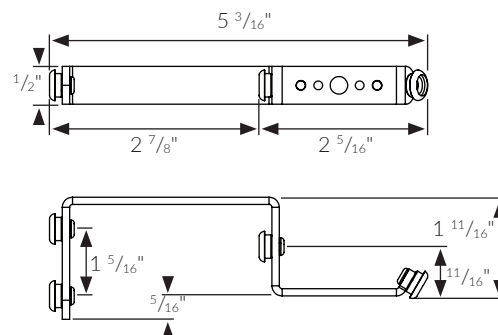


Ripplefold

Ripplefold Butt Master Carrier Arms
Center Draw
RTMDTCDB



Ripplefold Butt Master Carrier Arm
One-Way
Draw, Right or Left - RTMDTOB



Become an Expert

Visit our **Motorization Education Library** to stay in-the-know with **FREE** resources and support.



Automate® Control & Integration

- The **Automate® Pulse 2 Hub** MT02-0401-067001 provides the heartbeat of the automation experience. With Wi-Fi built in, simply plug in where convenient and connect to the local network.
- The **Automate® App** enables simple, intuitive control and system configuration from your smartphone or tablet while at home or away. Available in the Apple App Store or Google Play.
- **Handheld Remotes** offer modern features, including LCD displays, individual, group and all control and precision leveling, giving users complete control.
- **Wall Switches** come in both cut in and flush mount configurations and provide a sensible control option for room and whole home control.
- Extend the wireless range of the Automate® Pulse 2 Hub & Remotes up to 60' using our **ARC™ USB Signal Repeater** MT02-0401-069007.
- The **Interior Sun Sensor** MTRF-SUNSENS automatically manages daylight transitions at each window, minimizing reliance on or cost of artificial light.



White MT02-0101-067010
Black MT02-0101-050010



White MT02-0101-067004
Black MT02-0101-050004



White MT02-0101-067008
Black MT02-0101-050008



Repeater MT02-0401-069007
Charger MT03-0301-069008



MTRF-WS-1C



MTRF-WS-2C



MTRF-WS5-FLUSH



MTRF-WS-15



RTMSMB/W

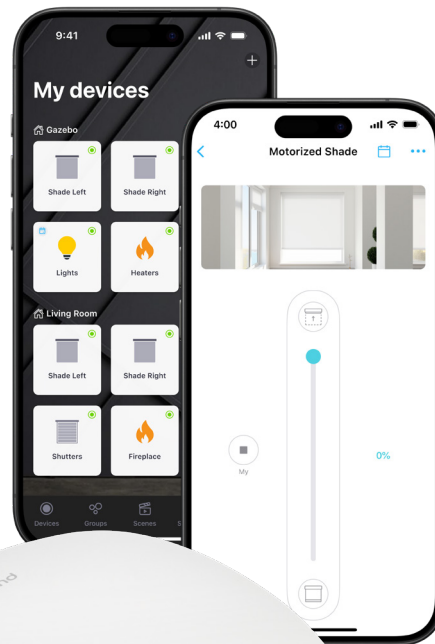


MTRF-SUNSENS

Item #	Description	Price
MT02-0401-067001	Automate® Pulse 2 Hub, 2-Way RF, Range: 60' (includes USB Power Cord, Power Plug and Ethernet Cable)	\$270.30
MT02-0401-069007	ARC™ USB Signal Repeater, Extends the wireless range of the Automate® Pulse 2 Hub & Remotes up to 60', color may vary, Maximum 2 repeaters per system or network	\$127.20
MT03-0301-069008	Wall Charger for USB Signal Repeater, color may vary	\$15.90
MT02-0101-067010	Push1 Handheld Remote with Wall Mount, 1 Channel, White, Range: 65'	\$68.90
MT02-0101-050010	Push1 Handheld Remote with Wall Mount, 1 Channel, Black, Range: 65'	\$68.90
MT02-0101-067004	Push5 Handheld Remote with Wall Mount, 5 Channel, White, Range: 65'	\$74.20
MT02-0101-050004	Push5 Handheld Remote with Wall Mount, 5 Channel, Black, Range: 65'	\$74.20
MT02-0101-067008	Push15 Handheld Remote with Wall Mount, 15 Channel, White, Range: 65'	\$79.50
MT02-0101-050008	Push15 Handheld Remote with Wall Mount, 15 Channel, Black, Range: 65'	\$79.50
MTRF-WS5-FLUSH	Surface Mount Wall Switch, 5 Channel, White, Range: 65'	\$74.20
MTRF-WS-1C	Cut-In Wall Mount Switch, 1 Channel, White, Range: 65' (requires RTMSMB/W below for installation)	\$53.68
MTRF-WS-2C	Cut-In Wall Mount Switch, 2 Channel, White, Range: 65' (requires RTMSMB/W below for installation)	\$59.99
MTRF-WS-15	Cut-In Wall Mount Switch, 15 Channel, White, Range: 65' (requires RTMSMB/W below for installation)	\$79.50
RTMSMB/W	Surface Mount Wall Back Box for Cut-In Style Remotes, White	\$9.01
MTRF-SUNSENS	Interior Sun Sensor, White, Range: 65'	\$47.70

Experience the AUTOMATE® BRAND ON THE BOND HOME APP

- The **Bond Home App** is the leading platform for remote-controlled motorized treatments along with the below **Bond Bridge Pro**.
- Control your devices from anywhere, including when offline, so you can manage your home seamlessly, even when you're away.
- Streamline your R-TEC Automation® and Automate® Motors in one App.
- Connects your devices with Amazon Alexa, Google Assistant, Siri, and other popular home automation platforms.
- Available in the Apple App Store or Google Play.



Introducing the BOND BRIDGE PRO

NEW

- Smart home functionality adds Wi-Fi to your draperies, enabling seamless control.
- Slider easily opens and closes your treatments to desired percentage.
- Ethernet port & Power Over Ethernet (PoE) technology, creating less cords.
- No installation or hardwiring needed. Setup is fast and easy.
- Ceiling or wall mount.
- 1.4" H x 5.7" W x 6.2" D.
- 3 year warranty.



Ethernet and PoE port

Item #	Description	Price
(NEW) BD-1750	Bond Bridge Pro Wi-Fi Hub, White, Range: 3,500 sq. ft.	\$379.00

Integrations

For a full list of integration platforms and support, explore our Motorization Education Library »




CRESTRON HOME™





Let Rowley® do the work for you with *Custom Solutions*


MOTORIZED TRACK SYSTEMS

- Save yourself valuable time, our in-house experts will fully assemble your Motorized Track System(s), custom cut to your exact specification.
- Attach with ease – your system arrives, prepared for the seamless addition of your drapery.
- Includes Track(s), Automate® Slim Drapery Motor(s), Power Option(s), Pulleys, Brackets, Master Carriers, Carriers, End Hooks, End Stops, Drive Belt & Clips, labor & packaging. See **pages 116 - 117** for control options - sold separately.
- Lengths up to 19' continuous and 36' spliced; minimum length is 37".
- Pinch Pleat or Ripplefold.
- Ceiling or Wall Mount (Finestra® Wood Traverse Systems **below** are Wall Mount only).
- Lengths over 8' will ship via truck and incur an oversized  fee.



PRICING »



Order using the **Custom Solutions** order form  or online using our

DESIGN your WINDOW ►

feature »



**Custom Solutions are final sale, non-returnable.*



**WOOD
HARDWARE**

Upgrade your Motorized Track System
with Finestra® Wood Hardware!


- Fascia included if ordering Finestra® Traverse System.
- Finials sold separately.
- For more details, download the catalog at bit.ly/FSW-Cat.

Order using the **Custom Solutions** order form »



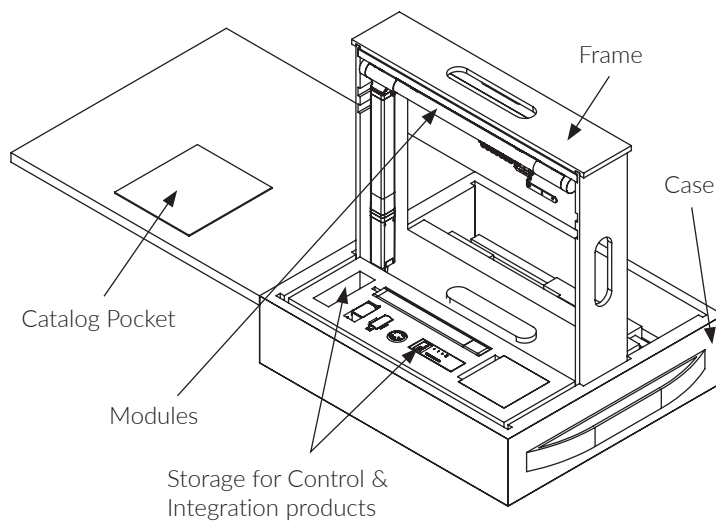
Motorization Display Kit



- Easily transport and showcase motorized systems to your customers.
- **Case** measures 30" L x 26" W x 8" H with foam inserts to secure the frame and modules inside for safe transport.
- Wood black **Frame** allows you to easily mount and display motorized modules.
- **AriA® 1 3/8" H-Rail Module** includes 1 3/8" H-Rail measuring 25", Pulley Kit and Plain End Caps all in Polished Nickel finish.
- **Track Module** includes Track, Pulleys and a 1 3/8" Smooth Wood Fascia measuring 25" in Walnut finish for reference only.
- **Automate® Drapery Motor + Battery** includes the Slim Motor, Battery, and Charger. Works with both the AriA® & Track Modules, order separately.
- **R-TEC Automation® Shade Module** includes a 1 1/2" Aluminum Roller Tube pre-installed with the  25 mm Li-ion Battery Motor (1.1 Nm) and Charger.
- Control & Integration options sold separately - see compatibility chart on **page 105**.



RTMDK



RTMDK/FMH



RTMDK/TRACK




RTMLDKIT



RTMDK/SHADE

Item #	Description	Price
RTMDK	Case & Frame	\$300.00
RTMDK/FMH	AriA® 1 3/8" H-Rail Module	\$100.00
RTMDK/TRACK	Track Module with 1 3/8" Fascia	\$100.00
RTMLDKIT	Automate® Drapery Motor + Battery	\$371.00
RTMDK/SHADE	R-TEC Automation® Shade Module	\$100.00

Showcase Control & Integration to Your Customers

- Control & Integration options sold separately - see compatibility chart on **page 105**.
- R-TEC Automation® » variety of  Handheld or Wall Remotes with exciting new features on **page 130**.
- Automate® » variety of Handheld Remotes, Wall Switches + more on **page 138**.
- Streamline your R-TEC Automation® and Automate® Motors using the Bond Home App & Bond Bridge Pro on **page 139**.



Add a *finishing touch* with Decorative Drapery Hardware

ARIA® METAL HARDWARE

Trend-Right Designer Hardware Collections

Combine motorized technology with the beauty of AriA® Metal Hardware, integrating smart solutions designed for residential and commercial environments. 1 3/8" diameter systems coordinate with our Antiquities Collection.

AriA® Metal Hardware is available *exclusively* from Rowley®, and is only sold to trade professionals - gain exclusive access and wholesale pricing, plus enjoy same business day shipping if ordered by 3 PM ET.

Become a Trade Member »



AriA®



FINESTRA® WOOD HARDWARE

Classic Designs, Furniture-Quality Finishes

Upgrade the look of your Automated Track using Finestra® Wood Hardware, offering the perfect combination of classic finial designs in 2" and 1 3/8" diameters and furniture-quality finishes that coordinate seamlessly with decorative elements throughout the home.

Finestra® Wood Hardware is available *exclusively* from Rowley®, and is only sold to trade professionals - gain exclusive access and wholesale pricing, plus enjoy same business day shipping if ordered by 3 PM ET.

Become a Trade Member »



Capture & Connect #RowleyDDH @RowleyCompany

THE FINIAL COMPANY™

Custom for Every Style

Choose from a wide range of Heavy Duty Traverse Systems or 1 3/8" Modern Metal and Metal Traverse Systems to create custom motorized window systems for both residential and commercial environments. For any design you envision, The Finial Company™ can make it a reality.

The Finial Company™ sells *exclusively* to the design trade through an extensive network of professional window treatment and drapery fabric distributors.

Find a Distributor Near You »



THE
FINIAL
COMPANY™



PARIS TEXAS HARDWARE™

Designed To Inspire

Select from Heavy Duty or 1 3/8" Metal Traverse Systems to create smart automated design solutions for residential and commercial environments. Our in-house design team places you at the center of the design process, while staying true to our heritage of curating designs that are uniquely our own.

Paris Texas Hardware™ sells *exclusively* to the design trade through an extensive network of professional window treatment and drapery fabric distributors.

Find a Distributor Near You »



PTH
PARIS TEXAS
HARDWARE™






Motorized Elegance



Explore our How-To Guide: **Fabricate a Motorized Roman Shade with Arched Cornice** from our **Recreate the Classics** Roomscape.

This layered window treatment includes a motorized Roman shade paired with an arch-shaped cornice board, featuring a pleated decorative detail. Learn how to design & program these stylish yet functional treatments.

Motorized Shade Systems

Automated shades eliminate any physical operating cords, & offer comfort and convenience to suit your lifestyle, let light in when you want it and provide privacy when you need it, while ensuring the ones we care about most are protected and safe. 

Explore our R-TEC Automation® & Automate® Shade Motor Comparison Chart to learn more - *pages 126 - 127.*

R-TEC AUTOMATION® 124 - 132

Introducing R-TEC Automation® by Rowley® - our innovative Motorized Shade Systems offering advanced technology, seamless control, and premium performance.

AUTOMATE® 124 - 127, 134 - 141

Proud distributor of Automate® by Rollease Acmeda, offering innovative motorization solutions with smart control and reliable performance for any shade system.


COMPONENTS 142 - 148

CUSTOM SOLUTIONS 150

Let our experts assemble your custom Motorized Soft Shade System(s), tailored to your exact specifications. Each system is assembled in the USA, ensuring top-notch quality and performance for your project.

MOTORIZATION DISPLAY KIT 151

ELEMENTS® COLLECTION 156 - 161

Choose from our Custom Roller/Solar with  ECHO Collection fabrics, Cellular, or Twinlight Automated Shades, powered by Li-ion Battery or DC Motors.

SHOWN HERE
LI-ION BATTERY POWERED
MOTOR SYSTEM (CSRTM5VL25112)
Roman Automated


SCAN &
LEARN »



Motorized Shade Systems



System Highlights

- Create Motorized Roman / Soft (Lift Band or Lift Cord) or Roller Shades with ease by simply placing a shade motor in tube.
- Choose the ideal shade motor for your project - see comparison chart on **pages 126 - 127**.
- Introducing our (NEW) R-TEC Automation® Li-ion Battery motors.
- Automate® motors available in Li-ion Battery, DC, or Basics.
- Raise or lower shades with the touch of a button or voice control. Choose from a variety of remotes, wall switches, and smart home integrations available for both R-TEC Automation® or Automate® Motors- see compatibility chart on **page 105**.
- Power solutions include Battery Chargers, Extensions, and the eco friendly Solar Panel Battery Charger.
- Universal Brackets with a spring-loaded End Pin offer a sleek, slim profile and smooth operation.
- Ceiling or wall mount options to accommodate all shade installations.
- Front / Standard or Reverse Mount.
- Certified Best for Kids™. 




Ordering Preference

Select whether to fabricate your Motorized Shade System yourself, or have Rowley® do the work for you.

» ORDER BY COMPONENTS

- Quick Order Checklist - see **page 125**.

» CUSTOM SOLUTIONS

- Our in-house experts will do the work for you and assemble your made-to-order Motorized Soft Shade System(s).
- See **Custom Solutions** on **page 150** for info & form. 
- Select systems and options available.

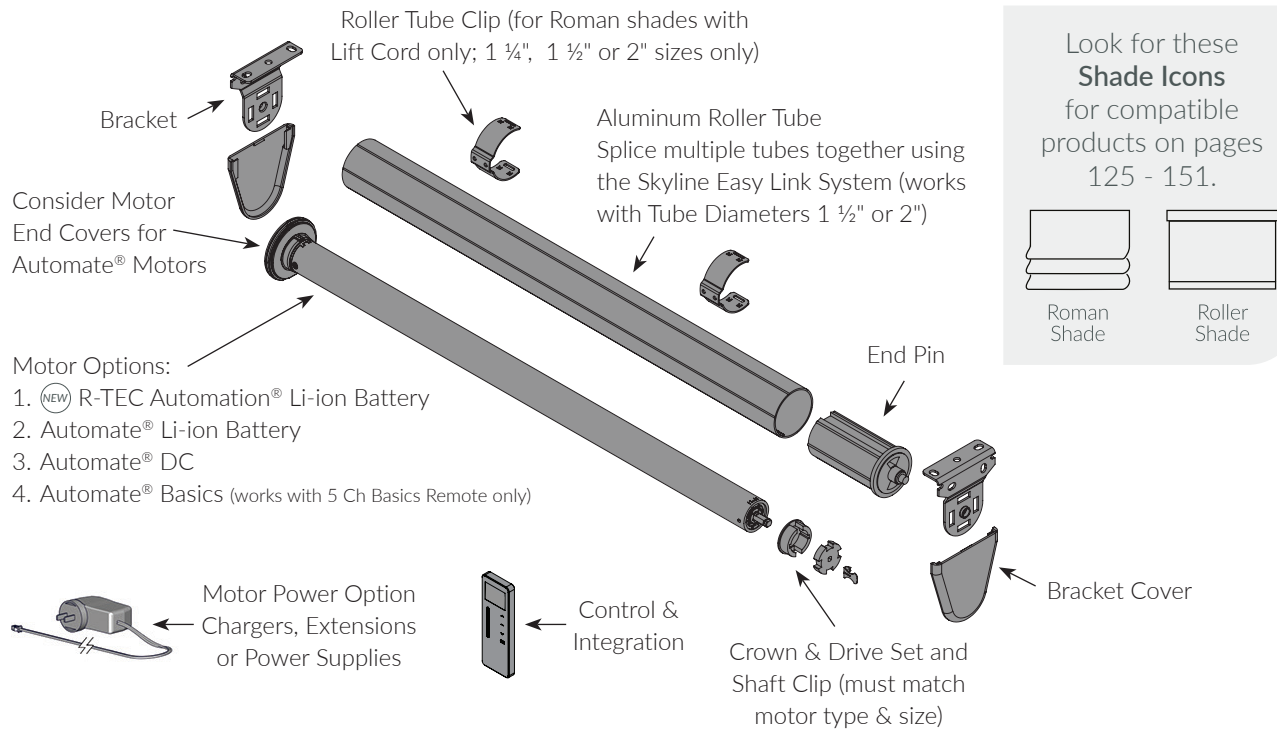
» SHADE STARTER KITS

- Include all items needed to build one 4' Roller / Roman Motorized Shade, excluding fabric.
- Lift Band or Lift Cord available.
- Get started on **pages 132** (R-TEC Automation® Li-ion Battery) & **140** (Automate® Li-ion Battery or DC).

Become an Expert

Visit our **Motorization Education Library** to stay in-the-know with **FREE** resources and support.





Quick Order Checklist

- ✓ **Motor**
pages 128 - 129, 134, 136 & 141
 - R-TEC Automation®: Li-ion Battery; or Automate®: Li-ion Battery, DC or Basics
 - 25 mm, 28 mm or 35 mm size; various lengths
 - Shade weight determines motor size - refer to the chart on pages 126 - 127
- ✓ **Motor Power**
pages 129, 135, 137 & 141
 - Li-ion Battery Motors: Battery Chargers, Extensions or Solar Panel
 - DC Motors: Battery Pack, Battery Tube, Power Supply or 18 Channel Power Distributor
- ✓ **Aluminum Roller Tube**
page 143
 - 1 1/4", 1 1/2" or 2" diameter
 - 4', 6', 8', 12' or 16' length; splice with Skyline Easy Link System on page 148
- ✓ **Drive Set Kit (must match motor type)**
pages 129, 135 & 137
 - Crown & Drive Set, Shaft Clip and End Pin
- ✓ **Skyline Mount Brackets & Covers**
page 142
 - Narrow option available
 - Bracket Covers in White, Black, or Satin Nickel

- ✓ **Roman Lift Band Option Components**
pages 144 - 146
 - Translucent Woven Buckram
 - Round Fiberglass Ribs + Rib Guides (Center Supports & End Caps) recommended, but alternative rib options include Round Acrylic Ribs, Round Plastic Ribs, or Flat Fiberglass Ribs
 - Consider Rib Tape on page 220
 - Weight Bar - 3/8" Solid Steel Rod or Flat
- ✓ **Roman Lift Cord Option Components**
pages 143 - 146
 - Roller Tube Clips (1 1/4", 1 1/2" and 2" sizes only)
 - 0.9 mm Encased Lift Cord Shroud Tube
 - Requires one Sew-On Ring per column of lift
 - Ribs for structure and Rib Tape on page 220
 - Weight Bar - 3/8" Solid Steel Rod or Flat
 - Consider Cord Adjuster Orbs on page 222
- ✓ **Roller Option Components**
pages 147 - 148
 - Laminating Adhesive
 - Room Darkening Shade Cloth
 - Wood Shade Slat or Bottom Rail
- ✓ **Control & Integration**
pages 130 - 131, 138 - 139, 141
 - Remote Controls, Switches, Wi-Fi Hubs & Apps

R-TEC Automation® & Automate® Shade Motor Comparison

	R-TEC AUTOMATION® BY ROWLEY® NEW				
	25 mm Short Li-ion Battery RTA25L2C1WA	25 mm Li-ion Battery RTA25L3C1WA	28 mm Li-ion Battery RTA28L3C1WA	25 mm Short Li-ion Battery MT01-1325-069028	
MOTOR SPECS & FEATURES	Power Source	Li-ion 2-cell	Li-ion 3-cell	Li-ion 3-cell	Li-ion 5V-DC
	Motor Diameter	25 mm	25 mm	28 mm	25 mm
	Overall Length	459 mm	569 mm	602 mm	479 mm
	Head Diameter	47 mm	47 mm	47 mm	47 mm
	Head Thickness	8 mm	8 mm	8 mm	7 mm
	Motor Weight	465 g	600 g	800 g	422 g
	Compatible Roller Tube Size	1 ¼" & 1 ½"	1 ¼" & 1 ½"	1 ½" & 2"	1 ¼" & 1 ½"
	Bracket Type	Skyline	Skyline	Skyline	Skyline
	Antenna Type	Internal COB	Internal COB	Internal COB	External
	Physical Button	Yes	Yes	Yes	Yes
	Charge Port Type	USB-C	USB-C	USB-C	Micro USB
	Pairing/Functionality Feedback (sound, light, jog)	All	All	All	All
	Voltage	5V	5V	5V	5V-DC
	Torque	1.1 Nm	2.0 Nm	2.0 Nm	0.7 Nm
	Max Run Time	6 min	6 min	6 min	12 min
	Speed / Adjustable	20/25/30 rpm	20/24/28 rpm	20/24/28 rpm	20/24/28 rpm
	Radio Frequency	433.92 MHz	433.92 MHz	433.92 MHz	433.92 MHz
	RF Modulation	N/A	N/A	N/A	FSK
	IP Rating	IP20	IP20	IP20	IP20
	Temp Working Range	14° - 131° F	14° - 131° F	14° - 131° F	32° - 140° F
	Insulation Class	N/A	N/A	N/A	III
	Limit Switch Type	Electronic	Electronic	Electronic	Electronic
	Current	1.0 A	1.6 A	1.6 A	0.73 A
	Battery Size/Type	2 Cell	3 Cell	3 Cell	2600 mAH
	Sound Level	32 dBA	32 dBA	32 dBA	35 dB
	Power	9.6 W	18 W	18 W	6 W
	Maximum Load	15.5 lbs.	23.5 lbs.	23.5 lbs.	10.5 lbs.
	Soft Stop	No	No	No	Yes
	Battery Check (shade level)	No	No	No	Yes
	Accessories (deco motor head cover, sun sensor)	No	No	No	All
	Charging Options	Standard or Magnetic USB-C	Standard or Magnetic USB-C	Standard or Magnetic USB-C	Standard or Magnetic Micro USB, Solar Panel
	Control & Integration Options	Pages 130 - 131	Pages 130 - 131	Pages 130 - 131	Pages 138 - 139
	Radio Communication Technology	1-way RF	1-way RF	1-way RF	2-way RF
	Hub/Bridge & App	Bond Bridge Pro & Bond Home App	Bond Bridge Pro & Bond Home App	Bond Bridge Pro & Bond Home App	Bond Bridge Pro & Bond Home App or Automate® Pulse 2 Hub & App

AUTOMATE® BY ROLLEASE ACMEDA



	25 mm Li-ion Battery MT01-1325-069029	28 mm Li-ion Battery MT01-1328-069008	35 mm Li-ion Battery MT01-1335-069001	25 mm DC MT01-1225-069002	28 mm DC MT01-1228-069002	35 mm DC MTDCRF35-3	25 mm Basics Li-ion Battery MT01-1325-069026
	Li-ion 5V-DC	Li-ion 5V-DC	Li-ion 5V-DC	12V-DC	12V-DC	12V-DC	Li-ion 5V-DC
	25 mm	28 mm	35 mm	25 mm	28 mm	35 mm	25 mm
	552 mm	649 mm	851 mm	342 mm	487 mm	459 mm	453.4 mm
	47 mm	47 mm	47 mm	47 mm	47 mm	47 mm	47.5 mm
	7 mm	7 mm	9 mm	7 mm	7 mm	9 mm	7.5 mm
	486 g	931 g	1442 g	293 g	676 g	789 g	376 g
	1 ¼" & 1 ½"	1 ½" & 2"	2"	1 ¼" & 1 ½"	1 ½" & 2"	2"	1 ¼" & 1 ½"
	Skyline	Skyline	Skyline	Skyline	Skyline	Skyline	Skyline
	External	External	External	External	External	External	External
	Yes	Yes	Yes	Yes	Yes	Yes	Yes
	Micro USB	Micro USB	Micro USB	N/A	N/A	N/A	Micro USB
	All	All	All	All	All	All	All
	5V-DC	5V-DC	5V-DC	12V-DC	12V-DC	12V-DC	5V-DC
	1.1 Nm	2.0 Nm	3.0 Nm	1.1 Nm	2.0 Nm	3.0 Nm	1.1 Nm
	12 min	12 min	12 min	6 min	10 min	12 min	12 min
	20/24/28 rpm	20/24/28 rpm	20/24/28 rpm	20/24/28 rpm	20/24/28 rpm	28/20/24 rpm	28/20/24 rpm
	433.92 MHz	433.92 MHz	433.92 MHz	433.92 MHz	433.92 MHz	433.92 MHz	N/A
	FSK	FSK	FSK	FSK	FSK	FSK	N/A
	IP20	IP20	IP44	IP20	IP20	IP44	IP20
	32° - 140° F	32° - 140° F	32° - 140° F	32° - 140° F	32° - 140° F	32° - 140° F	32° - 140° F
	III	III	III	III	III	III	III
	Electronic	Electronic	Electronic	Electronic	Electronic	Electronic	Electronic
	0.83 A	1.25 A	2.2 A	0.83 A	1.16 A	2.2 A	0.80 A
	2600 mAH	2600 mAH	5100 mAH	External Battery Pack or Tube; N/A: Power Supply or Distributor	External Battery Pack; N/A: Power Supply or Distributor	N/A: Power Supply or Distributor	2600 mAH
	38 dB	40 dB	40 dB	36 dB	31 dB	53 dB	56 dB
	10 W	15 W	N/A	10 W	13 W	26 W	9.6 W
	15.5 lbs.	23.5 lbs.	26.5 lbs.	15.5 lbs.	23.5 lbs.	26.5 lbs.	15.5 lbs.
	Yes	Yes	Yes	Yes	Yes	No	No
	Yes	Yes	Yes	Yes	Yes	No	No
	All	All	All	All	All	All	No
	Standard or Magnetic Micro USB, Solar Panel	Standard or Magnetic Micro USB, Solar Panel	Standard or Magnetic Micro USB, Solar Panel	External Battery Pack or Tube, Power Supply or Distributor, Solar Panel	External Battery Pack, Power Supply or Distributor, Solar Panel	Power Supply or Distributor	Standard or Magnetic USB-C
	Pages 138 - 139	Pages 138 - 139	Pages 138 - 139	Pages 138 - 139	Pages 138 - 139	Pages 138 - 139	Basics Remote
	2-way RF	2-way RF	2-way RF	2-way RF	2-way RF	2-way RF	1-way RF
	Bond Bridge Pro & Bond Home App or Automate® Pulse 2 Hub & App	Bond Bridge Pro & Bond Home App or Automate® Pulse 2 Hub & App	Bond Bridge Pro & Bond Home App or Automate® Pulse 2 Hub & App	Bond Bridge Pro & Bond Home App or Automate® Pulse 2 Hub & App	Bond Bridge Pro & Bond Home App or Automate® Pulse 2 Hub & App	Bond Bridge Pro & Bond Home App or Automate® Pulse 2 Hub & App	Bond Bridge Pro & Bond Home App

R-TEC Li-ion Motors & Accessories



NEW

Introducing the R-TEC AUTOMATION® LI-ION BATTERY MOTORS

- Ideal for many spaces, residential or commercial, including retrofit for existing systems.
- Crafted for long-lasting performance.
- Powered by the latest in cutting-edge radio communication technology.
- Li-ion Battery operates up to 500 up and down cycles per charge (based on recommended shade size).
- Select from 2-cell or 3-cell battery options, extending the capacity.
- Requires Battery Charger (options [page 129](#)). The Solar Panel Battery Charger MT03-0302-067002 is an eco friendly option that supplements the battery using solar energy when available (note: it cannot recharge a fully drained battery).
- Short Motor RTA25L2C1WA can be used for narrow width applications.
- Compatible with Skyline Brackets on [page 142](#), other components on [pages 143 - 148](#), and Drive Set Kits on [page 129](#).
- See [Custom Solutions](#) on [page 150](#). 
- Starter Kit on [page 132](#) includes all items needed to build one 4' R-TEC Motor Roller / Roman Shade, excluding fabric.
- View compatible Motorized Drapery Systems on [pages 106 - 121](#).
- Certified Best for Kids™. 



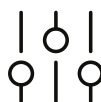
1-WAY RF COMMUNICATION

Integrated radio frequency control allows for easy programming of individual, group or all control across window treatments.



ADJUSTABLE SPEED

Choose from three options to customize the shade's open / close speed.



LEVELING CONTROL

Achieve precise positioning of multiple window treatments, ensuring perfect alignment every time.



QUIET OPERATION

Powerful, smooth and quiet operation suitable for both residential and commercial environments.



PREFERRED UPPER / LOWER LIMIT SETTINGS

Electronic "autoset" limits accurately program preferred upper and lower settings.



FAVORITE POSITION

Set a favorite position between the upper and lower limits for quick and convenient access.



Follow Along & Learn



Master your projects the first time with easy to follow instructions!



RTAWCA with RTACC3MA

R-TEC Automation® Li-ion Battery Motors

Item #	Size, Sound, Torque, Battery	Tube Dia.	Max. Size	Min. Roller Shade Width / Roller Tube Length	Min. Roman Shade Width / Dustboard Length	Max. Load	Price
RTA25L2C1WA	25 mm, Std, 1.1 Nm, 2-Cell	1 ¼" 1 ½"	84" x 84"	20"	21"	15 ½ lbs. 13 lbs.	\$75.00
RTA25L3C1WA	25 mm, Std, 2 Nm, 3-Cell	1 ¼" 1 ½"	120" x 120"	24"	25"	23 ½ lbs. 17 ½ lbs.	\$115.00
RTA28L3C1WA	28 mm, Std, 2 Nm, 3-Cell	1 ½" 2"	120" x 120"	25 ½"	26 ½"	23 ½ lbs. 17 ½ lbs.	\$155.00

R-TEC Automation® Li-ion Battery Motor Accessories









Item #	Description	Price
RTAWCA	USB Wall Charger AC Adapter, White	\$10.00
RTACC3MA	USB/USB C Charging Cable, 9.8', White	\$5.00
RTACC4MA	USB/USB C Charging Cable, 14', White	\$6.50
RTAEC1MA	USB Extension Cable, 4', White	\$3.50
RTAMAA	USB C Magnetic Charging Adapters, 5 pieces, Black *	\$10.00
RTAMC3MA/K	USB C Magnetic Charging Cable, 9.8', Black	\$10.00
MT03-0302-067002	Automate® Solar Panel Battery Charger (includes L-Bracket, Fasteners, Micro USB & USB C Cables)	\$127.20



*USB C Magnetic Adapter is small enough to be permanently plugged in motors. After each charging, remove the magnetic cable & charger for a clean & safe look.

DRIVE SET KITS

- Use to attach R-TEC Automation® Motors to Aluminum Roller Tubes.
- Includes Crown & Drive Set, Shaft Clip and End Pin.
- Metal End Pin is supported by a frictionless bearing system. When installed, it will not rotate in the Skyline Bracket or cause extra wear or noise when shade is in operation.
- End Pin available in White or Black to coordinate with Bracket Covers on [page 142](#).

Item #	Motor Size	Tube Dia.	End Pin Color	Price
 RTADRK25114	25 mm	1 ¼"	White	\$10.00
 RTADRK25112		1 ½"		
 RTADRK28112	28 mm	1 ½"		
 RTADRK28200		2"		
 RTADRK25114/K	25 mm	1 ¼"	Black	
 RTADRK25112/K		1 ½"		
 RTADRK28112/K	28 mm	1 ½"		
 RTADRK28200/K		2"		



Drive Set Kit - White



Drive Set Kit - Black /K

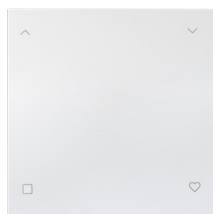
R-TEC Automation® Control & Integration



NEW

Introducing the R-TEC AUTOMATION® REMOTE CONTROLS

- Our selection of **Remote Controls** pair seamlessly with **R-TEC Automation® Shade Motors**, providing easy programming and operation for a convenient motorized solution.
- **LED Wall Mount Remotes**, available in 1 or 2 channels, offer a sleek, sophisticated design that stays in place. Easily replace batteries by removing from the wall, and set a favorite position for each channel.
- **Handheld Remote with Scroll Wheel Adjustment** available with 6 channels and an easy-to-use wheel to open and close shades, as well as favorite position.
- Opt for **LED/LCD Handheld Remotes with Wall Mount** with 6 or 16 channels for a modern approach of shade control. Effortlessly remove the handheld remotes from their wall mounts to use, and place back for easy location. Features include favorite position, plus 30% and 60% closed buttons.
- All remote controls are White and have a 98.5' Range, allowing further functionality and control.



RTAWR1CV1W



RTAWR2CV1W



RTAHRW6CV1W



RTAHR6CV1W



RTAHR16CV1W

Item #	Description	Price
NEW RTAWR1CV1W	LED Wall Mount Remote, 1 Channel, White, Range: 98.5'	\$15.00
NEW RTAWR2CV1W	LED Wall Mount Remote, 2 Channel, White, Range: 98.5'	\$20.00
NEW RTAHRW6CV1W	Handheld Remote with Scroll Wheel Adjustment, 6 Channel, White, Range: 98.5'	\$45.00
NEW RTAHR6CV1W	LED Handheld Remote with Wall Mount, 6 Channel, White, Range: 98.5'	\$25.00
NEW RTAHR16CV1W	LCD Handheld Remote with Wall Mount, 16 Channel, White, Range: 98.5'	\$35.00

Become an Expert

Visit our **Motorization Education Library** to stay in-the-know with **FREE** resources and support.



Introducing the R-TEC AUTOMATION® BRAND ON THE BOND HOME APP

NEW

- The **Bond Home App** is the leading platform for remote-controlled motorized shades along with the below **Bond Bridge Pro**.
- Control your devices from anywhere, including when offline, so you can manage your home seamlessly, even when you're away.
- Streamline your R-TEC Automation® and Automate® Motors in one App.
- Connects your devices with Amazon Alexa, Google Assistant, Siri, and other popular home automation platforms.
- Available in the Apple App Store or Google Play.



Introducing the BOND BRIDGE PRO

- Smart home functionality adds Wi-Fi to your shades, enabling seamless control.
- Shade slider easily opens and closes your shades to desired percentage.
- Ethernet port & Power Over Ethernet (PoE) technology, creating less cords.
- No installation or hardwiring needed. Setup is fast and easy.
- Ceiling or wall mount.
- 1.4" H x 5.7" W x 6.2" D.
- 3 year warranty.



Ethernet and PoE port

Item #	Description	Price
(NEW) BD-1750	Bond Bridge Pro Wi-Fi Hub, White, Range: 3,500 sq. ft.	\$379.00

Integrations

For a full list of integration platforms and support, explore our Motorization Education Library »



CRESTRON HOME™



R-TEC Automation® Shade Starter Kit



- Pre-packed with all components needed to assemble one 4' R-TEC Motor Roller / Roman Shade (fabric not included).



TO MAKE A ROLLER SHADE »

- Use the Wood Shade Slat included.
- Order alternative Bottom Rail on **page 148**.



TO MAKE A ROMAN SHADE »

- Use the Encased Lift Cord Shroud Tube & Roller Tube Clips included.
- Purchase Weight Bar separately - see **page 146**.



Roller / Roman Shade Li-ion Battery Motor Kit



- R-TEC Automation® 25 mm Li-ion Battery Motor, 1.1 Nm
- Battery Charger & Cable
- 1 ½" Aluminum Roller Tube, 4'
- Pair of Skyline Brackets RSB10 & Bracket Covers, White RSBC10/W
- Drive Set Kit, White
- Wood Shade Slat, 45"
- 10 yards, 0.9 mm Encased Lift Cord Shroud Tube, White
- 1 ½" Soft Shade Roller Tube Clips (5)
- R-TEC Automation® LED Handheld Remote with Wall Mount, 6 Channel, White



Let's Get
STARTED

Explore our complete range of Motorized and Manual **SHADE STARTER KITS**, perfect for creating shades for your showroom or standard windows.

Item #	Max. Load	1 Kit
(NEW) RSRTA25L2C1WA	13 lbs.	\$150.00




LEARN HOW TO USE OUR STARTER KITS & MORE!

Explore our Motorization Education Library

- » Installation Instructions
- » Programming Instructions
- » Product Flyers & Spec Sheets
- » Product Videos
- » Databooks
- » Regulatory Compliances

Become an Expert »



Automate® Li-ion Motors & Accessories



- A perfect retro fit for existing homes or small commercial projects.
- Designed to last. Li-ion Battery operates up to 500 up and down cycles per charge (based on recommended shade size).
- Requires Battery Charger (options **page 135**). The Solar Panel Battery Charger MT03-0302-067002 is an eco friendly option that supplements the battery using solar energy when available (note: it cannot recharge a fully drained battery).
- Slim, skyline motor head allows minimal light-gap, and features a purpose-designed groove for the antenna cable.
- Short Motor MT01-1325-069028 can be used for narrow width applications.
- Compatible with Skyline Brackets on **page 142** and other components on **pages 143 - 148**, plus Drive Set Kits and optional Motor End Covers on **page 135**.
- See **Custom Solutions** on **page 150**.
- Starter Kit on **page 140** includes all items needed to build one 4' Automate® Motor Roller / Roman Shade, excluding fabric.
- View compatible Motorized Drapery Systems on **pages 106 - 121**.
- Certified Best for Kids™.



MT01-1325-069028
MT01-1325-069029

MT01-1328-069008

MT01-1335-069001

Automate® Li-ion Battery Motors

Item #	Motor Size, Style, Sound	Tube Dia.	Max. Size	Min. Roller Shade Width / Roller Tube Length	Min. Roman Shade Width / Dustboard Length	Max. Load	Price
MT01-1325-069028	25 mm Skyline Head Short, Std	1 ¼"	84" x 84"	20"	21 ½"	15 ½ lbs.	\$201.93
		1 ½"		22"	23 ½"	13 lbs.	
MT01-1325-069029	25 mm Skyline Head, Std	1 ¼"	84" x 84"	23"	24 ½"	15 ½ lbs.	\$201.93
		1 ½"		25"	24 ½"	13 lbs.	
MT01-1328-069008	28 mm Skyline Head, Quiet	1 ½"	120" x 120"	28 ½"	30"	23 ½ lbs.	\$245.58
		2"		28 ½"	30"	17 ½ lbs.	
MT01-1335-069001	35 mm Std	2"	120" x 120"	37"	39"	26 ½ lbs.	\$275.23



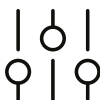
2-WAY RF COMMUNICATION

Integrated radio frequency control allows for easy programming of individual, group or all control across window treatments.



ADJUSTABLE SPEED

Choose from three options to customize the shade's open / close speed.



LEVELING CONTROL

Achieve precise positioning of multiple window treatments, ensuring perfect alignment every time.



QUIET OPERATION

Powerful, smooth and quiet operation suitable for both residential and commercial environments.



PREFERRED UPPER / LOWER LIMIT SETTINGS

Electronic "autoset" limits accurately program preferred upper and lower settings.



FAVORITE POSITION

Set a favorite position between the upper and lower limits for quick and convenient access.



MT03-0301-069008




MT03-0301-069023



MT03-0302-067002 

Automate® Li-ion Battery Motor Accessories

Item #	Description	Price
MT03-0301-069008	USB Wall Battery Charger, 5V, 2A	\$15.90
MT03-0301-069007	USB/Micro USB Charger Cable, 157"	\$15.90
MT03-0301-069013	Micro USB Extension Cable, 48" (must use with charger cable above)	\$9.00
MT03-0301-069023	5v Micro USB/Magnetic Cable Kit, 118" (1 cable & 1 connector)	\$9.00
MT03-0301-069024	5v Micro USB/Magnetic Cable Kit, 118" (1 cable & 5 connectors)	\$13.85
MT03-0301-069025	Micro USB/Magnetic Connector*, 25 pieces	\$30.01
MT03-0302-067002	Solar Panel Battery Charger  (includes L-Bracket, Fasteners, Micro USB & USB C Cables)	\$127.20

*USB Magnetic Connector is small enough to be permanently plugged in motors. After each charging, remove the magnetic cable & charger for a clean & safe look.

DRIVE SET KITS

- Use to attach Automate® Motors to Aluminum Roller Tubes.
- Includes Crown & Drive Set, Shaft Clip and End Pin.
- Motor Adapter Plate (RTMDRK35200 only) and Tube Adapter included when applicable.



Crown & Drive Set and Shaft Clip



Heavy Duty End Pin



Standard End Pin (RTMDRK25114 only)



Motor Adapter Plate (RTMDRK35200 only)

Item #	Motor Size	Tube Dia.	Price
RTMDRK25114	25 mm	1 ¼"	\$5.25
RTMDRK25112		1 ½"	\$10.50
RTMDRK28112	28 mm	1 ½"	\$8.93
RTMDRK28200		2"	\$14.44
RTMDRK35200	35 mm	2"	\$12.34

SCAN TO SEE IN ACTION »



MOTOR END COVERS

- Optional, decorative cover ensures that all wires are completely out of sight.
- Coordinate the color of the Automate® Motor with the Bracket Covers on **page 142**.
- Only available for 25 mm and 28 mm Motors.
- Intended for roller shades only.



RTM5VMC2528/W

RTM5VMC2528/K

Item #	Price
RTM5VMC2528/	\$3.42

*White /W or Black - /K

Proud Distributor of Automate® | A Division of Rollease Acmeda

We are proud to be a distributor of Automate® by Rollease Acmeda, a leader in smart home technology. Enjoy the ease and convenience of controlling your window treatments at the touch of a button with cutting-edge automation solutions.



Download the Automate® catalog for the full offering »



AUTOMATE®
A DIVISION OF ROLLEASE ACMEDA

Automate® DC Motors & Accessories



- Ideal when designing a new home, motorizing an existing home or planning a commercial project.
- Requires Battery Tube, Battery Pack or Power Supply (options **page 137**). The Solar Panel Battery Charger MT03-0302-067002 is an eco friendly option that supplements the battery using solar energy when available (note: it cannot recharge a fully drained battery).
- Compatible with Skyline Brackets on **page 142** and other components on **pages 143 - 148**, plus Drive Set Kits and optional Motor End Covers on **page 137**.
- See **Custom Solutions** on **page 150**. 
- Starter Kit on **page 140** includes all items needed to build one 4' Automate® Motor Roller / Roman Shade, excluding fabric.
- View compatible Motorized Drapery Systems on **pages 106 - 121**.
- Certified Best for Kids™. 



Automate® DC Motors

Item #	Motor Size, Style, Sound	Tube Dia.	Max. Size	Min. Roller Shade Width / Roller Tube Length	Min. Roman Shade Width / Dustboard Length	Max. Load	Price
MT01-1225-069002	25 mm Skyline Head, Std	1 1/4"	84" x 84"	16 1/2"	18"	15 1/2 lbs.	\$163.44
		1 1/2"				13 lbs.	
MT01-1228-069002	28 mm Skyline Head, Quiet	1 1/2"	120" x 120"	22"	23 1/2"	23 1/2 lbs.	\$201.93
		2"				17 1/2 lbs.	
MTDCRF35-3	35 mm Std	2"	120" x 120"	23 1/2"	25"	26 1/2 lbs.	\$306.60



2-WAY RF COMMUNICATION

Integrated radio frequency control allows for easy programming of individual, group or all control across window treatments.



ADJUSTABLE SPEED

Choose from three options to customize the shade's open / close speed.



LEVELING CONTROL

Achieve precise positioning of multiple window treatments, ensuring perfect alignment every time.



QUIET OPERATION

Powerful, smooth and quiet operation suitable for both residential and commercial environments.



PREFERRED UPPER / LOWER LIMIT SETTINGS

Electronic "autoset" limits accurately program preferred upper and lower settings.



FAVORITE POSITION

Set a favorite position between the upper and lower limits for quick and convenient access.

Proud Distributor of Automate® | A Division of Rollease Acmeda

We are proud to be a distributor of Automate® by Rollease Acmeda, a leader in smart home technology. Enjoy the ease and convenience of controlling your window treatments at the touch of a button with cutting-edge automation solutions.

Download the Automate® catalog for the full offering »



AUTOMATE®
A DIVISION OF ROLLEASE ACMEDA



MTBWAND18-25



MT03-0305-069003



MTDCPS-28-35-45



MT03-0301-411005

MT03-0304-050007

Automate® DC Motor Accessories

Item #	Description	Price
MTDCPS-18-25	Power Supply for 25mm DC Motors 5'	\$40.43
MTDCPS-28-35-45	Power Supply for 28 or 35mm DC Motors 10 ½'	\$86.63
MTDC-CBLXT48	Power Cable Extender 48"	\$5.78
MT03-0301-411005	18 Channel Power Distributor (ac power cord MT03-0304-050007 not included - see below . Requires 16/2 to 24/2 gauge cable hookup; cable not sold by Rowley® - refer to the product info sheet for cable size at bit.ly/18-ch-dist-cable)	\$264.96
MT03-0304-050007	AC Power Cord for 18 Channel Power Distributor, 6'	\$19.00
MT03-0301-069012	Harness for DC Motor to Power Distributor	\$4.44
MT03-0305-069003	Rechargeable Battery Pack for 25 or 28mm Motors (requires Battery Charger MT03-0301-069008 or Solar Panel Battery Charger MT03-0302-067002)	\$100.09
MT03-0301-069008	USB Wall Battery Charger, 5V, 2A	\$15.90
MT03-0301-069007	USB/Micro USB Charger Cable, 157"	\$15.90
MT03-0301-069013	Micro USB Extension Cable, 48" (must use with charger cable above)	\$9.00
MT03-0302-067002	Solar Panel Battery Charger (includes L-Bracket, Fasteners, Micro USB & USB C Cables)	\$127.20
MTBWAND18-25	Battery Tube for 25mm DC Motors (requires 8 AA Li-ion Batteries - not included)	\$34.65

DRIVE SET KITS

- Use to attach Automate® Motors to Aluminum Roller Tubes.
- Includes Crown & Drive Set, Shaft Clip and End Pin.
- Motor Adapter Plate (RTMDRK35200 only) and Tube Adapter included when applicable.



Crown & Drive Set and Shaft Clip



Heavy Duty End Pin



Standard End Pin (RTMDRK25114 only)



Motor Adapter Plate (RTMDRK35200 only)

Item #	Motor Size	Tube Dia.	Price
RTMDRK25114	25 mm	1 ¼"	\$5.25
RTMDRK25112		1 ½"	\$10.50
RTMDRK28112	28 mm	1 ½"	\$8.93
RTMDRK28200		2"	\$14.44
RTMDRK35200	35 mm	2"	\$12.34

SCAN TO SEE IN ACTION »



MOTOR END COVERS

- Optional, decorative cover ensures that all wires are completely out of sight.
- Coordinate the color of the Automate® Motor with the Bracket Covers on **page 142**.
- Only available for 25 mm and 28 mm Motors.
- Intended for roller shades only.



RTM5VMC2528/W

RTM5VMC2528/K

Item #	Price
RTM5VMC2528/	\$3.42

*White /W or Black - /K

Automate® Control & Integration



- The **Automate® Pulse 2 Hub** MT02-0401-067001 provides the heartbeat of the automation experience. With Wi-Fi built in, simply plug in where convenient and connect to the local network.
- The **Automate® App** enables simple, intuitive control and system configuration from your smartphone or tablet while at home or away. Available in the Apple App Store or Google Play.
- **Handheld Remotes** offer modern features, including LCD displays, individual, group and all control and precision leveling, giving users complete control.
- **Wall Switches** come in both cut in and flush mount configurations and provide a sensible control option for room and whole home control.
- Extend the wireless range of the Automate® Pulse 2 Hub & Remotes up to 60' using our **ARC™ USB Signal Repeater** MT02-0401-069007.
- The **Interior Sun Sensor** MTRF-SUNSENS automatically manages daylight transitions at each window, minimizing reliance on or cost of artificial light.



Automate® Pulse 2 Hub
MT02-0401-067001 & App



White MT02-0101-067010
Black MT02-0101-050010



White MT02-0101-067004
Black MT02-0101-050004



White MT02-0101-067008
Black MT02-0101-050008



Repeater MT02-0401-069007
Charger MT03-0301-069008



MTRF-WS-1C



MTRF-WS-2C



MTRF-WS5-FLUSH



MTRF-WS-15



RTMSMB/W

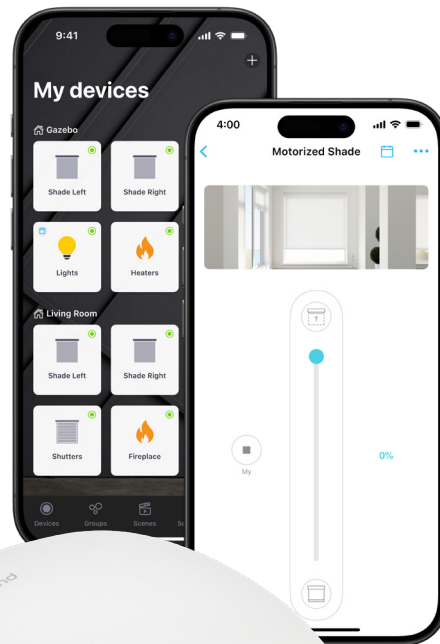


MTRF-SUNSENS

Item #	Description	Price
MT02-0401-067001	Automate® Pulse 2 Hub, 2-Way RF, Range: 60' (includes USB Power Cord, Power Plug and Ethernet Cable)	\$270.30
MT02-0401-069007	ARC™ USB Signal Repeater, Extends the wireless range of the Automate® Pulse 2 Hub & Remotes up to 60', color may vary, Maximum 2 repeaters per system or network	\$127.20
MT03-0301-069008	Wall Charger for USB Signal Repeater, color may vary	\$15.90
MT02-0101-067010	Push1 Handheld Remote with Wall Mount, 1 Channel, White, Range: 65'	\$68.90
MT02-0101-050010	Push1 Handheld Remote with Wall Mount, 1 Channel, Black, Range: 65'	\$68.90
MT02-0101-067004	Push5 Handheld Remote with Wall Mount, 5 Channel, White, Range: 65'	\$74.20
MT02-0101-050004	Push5 Handheld Remote with Wall Mount, 5 Channel, Black, Range: 65'	\$74.20
MT02-0101-067008	Push15 Handheld Remote with Wall Mount, 15 Channel, White, Range: 65'	\$79.50
MT02-0101-050008	Push15 Handheld Remote with Wall Mount, 15 Channel, Black, Range: 65'	\$79.50
MTRF-WS5-FLUSH	Surface Mount Wall Switch, 5 Channel, White, Range: 65'	\$74.20
MTRF-WS-1C	Cut-In Wall Mount Switch, 1 Channel, White, Range: 65' (requires RTMSMB/W below for installation)	\$53.68
MTRF-WS-2C	Cut-In Wall Mount Switch, 2 Channel, White, Range: 65' (requires RTMSMB/W below for installation)	\$59.99
MTRF-WS-15	Cut-In Wall Mount Switch, 15 Channel, White, Range: 65' (requires RTMSMB/W below for installation)	\$79.50
RTMSMB/W	Surface Mount Wall Back Box for Cut-In Style Remotes, White	\$9.01
MTRF-SUNSENS	Interior Sun Sensor, White, Range: 65'	\$47.70

Experience the AUTOMATE® BRAND ON THE BOND HOME APP

- The **Bond Home App** is the leading platform for remote-controlled motorized shades along with the below **Bond Bridge Pro**.
- Control your devices from anywhere, including when offline, so you can manage your home seamlessly, even when you're away.
- Streamline your R-TEC Automation® and Automate® Motors in one App.
- Connects your devices with Amazon Alexa, Google Assistant, Siri, and other popular home automation platforms.
- Available in the Apple App Store or Google Play.



Introducing the BOND BRIDGE PRO

NEW

- Smart home functionality adds Wi-Fi to your shades, enabling seamless control.
- Shade slider easily opens and closes your shades to desired percentage.
- Ethernet port & Power Over Ethernet (PoE) technology, creating less cords.
- No installation or hardwiring needed. Setup is fast and easy.
- Ceiling or wall mount.
- 1.4" H x 5.7" W x 6.2" D.
- 3 year warranty.

bond Bridge PRO



Ethernet and PoE port

Item #	Description	Price
(NEW) BD-1750	Bond Bridge Pro Wi-Fi Hub, White, Range: 3,500 sq. ft.	\$379.00

Integrations

For a full list of integration platforms and support, explore our Motorization Education Library »



CRESTRON HOME™



Automate® Shade Starter Kits



- Pre-packed with all components needed to assemble one 4' Automate Motor Roller / Roman Shade (fabric not included).
- To make a Roller shade, use the Wood Shade Slat included. Order alternative Bottom Rail on **page 148**.
- To make a Roman shade, use the Encased Lift Cord Shroud Tube & Roller Tube Clips included. Must purchase Weight Bar separately - see options on **page 146**.



Roller / Roman Shade Li-ion Battery Motor Kit

- Automate® 25 mm Li-ion Battery Motor
- Battery Charger & Cable
- 1 ½" Aluminum Roller Tube, 4'
- Pair of Skyline Brackets RSB10 & Bracket Covers, White RSBC10/W
- Drive Set Kit
- Wood Shade Slat, 45"
- 10 yards, 0.9 mm Encased Lift Cord Shroud Tube, White
- 1 ½" Soft Shade Roller Tube Clips (5)
- Automate® Push1 Remote, White



Item #	Max. Load	1 Kit
RSRTM5VL25	13 lbs.	\$395.00



Roller / Roman Shade DC Motor Kit

- Automate® 25 mm DC Motor
- Power Supply MTDCPS-18-25 (may purchase optional Battery Pack MT03-0305-069003 or Battery Tube MTBWAND18-25 separately on **page 137**)
- 1 ½" Aluminum Roller Tube, 4'
- Pair of Skyline Brackets RSB10 & Bracket Covers, White RSBC10/W
- Drive Set Kit
- Wood Shade Slat, 45"
- 10 yards, 0.9 mm Encased Lift Cord Shroud Tube, White
- 1 ½" Soft Shade Roller Tube Clips (5)
- Automate® Push1 Remote, White



Item #	Max. Load	1 Kit
RSRTMDCZ25	13 lbs.	\$395.00



Automate® Basics Motorization System



- Accessible and essential motorization.
- RF 5 Channel Remote Control, with a sleek design, is used to operate the Basics Motor with up, down and stop functionality.
- Automate® Basics Motors & Controls are not compatible/interchangeable with other Automate® Motors & Controls (including the Automate® Pulse 2 Hub or App). Basics Remote does work with Bond Bridge Pro and Bond Home App.
- Li-ion Battery operates up to 500 up and down cycles per charge (based on recommended shade size).
- Requires Battery Charger (options **below**).
- Compatible with Skyline Brackets on **page 142** and other components on **pages 143 - 148**, plus Drive Set Kits and optional Motor End Covers on **page 137**.
- See **Custom Solutions** on **page 150**.
- Certified Best for Kids™.



quick tip

Upgrade Manual Shade Systems by simply swapping the Clutch for a Motor, eliminating the need to re-make the shade.



Automate® Basics Motor

Item #	Motor Size & Style	Sound	Tube Dia.	Max. Size	Min. Roller Shade Width / Roller Tube Length	Min. Roman Shade Width / Dustboard Length	Max. Load	Price
MT01-1325-069026	25 mm Short	Std	1 ¼"	84" x 84"	19"	20 ½"	15 ½ lbs.	\$55.00
			1 ½"	84" x 84"	21"	22 ½"	13 lbs.	

Automate® Basics Remote Control

Item #	Description	Price
MT02-0101-069011	Basics RF Remote Control, 5 Channel, White, Range: 65' +	\$15.00

Automate® Li-ion Battery Motor Accessories

Item #	Description	Price
MT03-0301-069008	USB Wall Battery Charger, 5V, 2A	\$15.90
MT03-0301-069007	USB/Micro USB Charger Cable, 157"	\$15.90
MT03-0301-069013	Micro USB Extension Cable, 48" (must use with charger cable above)	\$9.00
MT03-0301-069023	5v Micro USB/Magnetic Cable Kit, 118" (1 cable & 1 connector)	\$9.00
MT03-0301-069024	5v Micro USB/Magnetic Cable Kit, 118" (1 cable & 5 connectors)	\$13.85
MT03-0301-069025	Micro USB/Magnetic Connector*, 25 pieces	\$30.01

*USB Magnetic Connector is small enough to be permanently plugged in the motors. After each charging, remove the magnetic cable and charger to keep a clean and safe look.



MT03-0301-069008

MT03-0301-069007



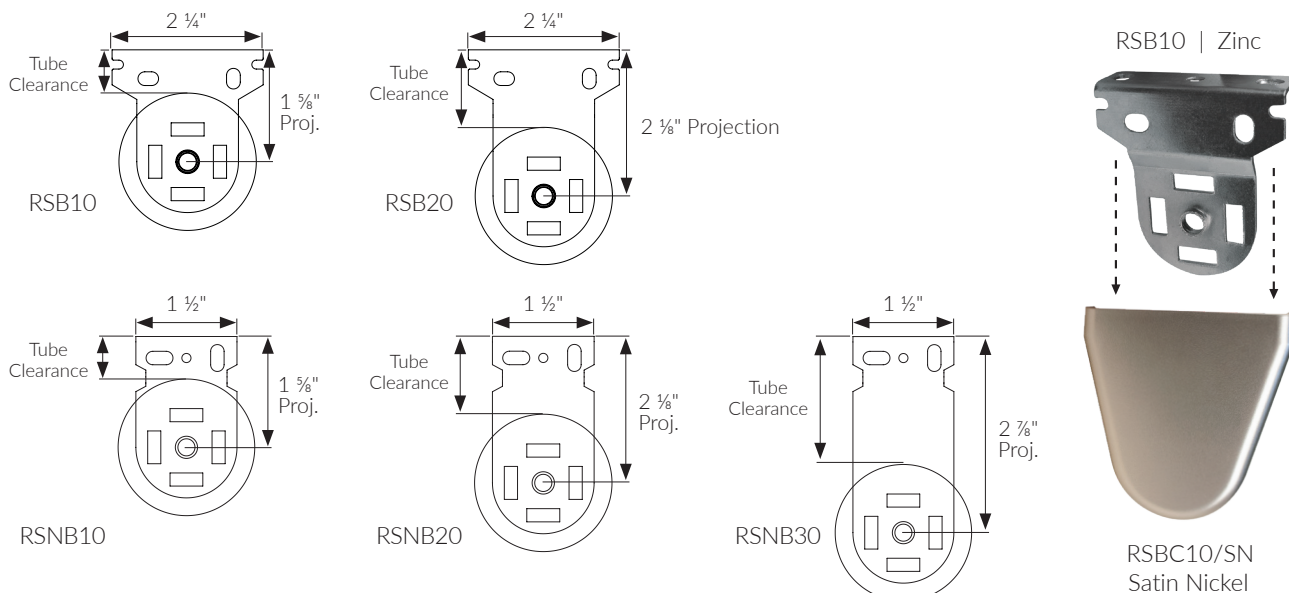
MT03-0301-069023



Motorized Shade System Components

SKYLINE BRACKETS

- All brackets can be inside, outside or ceiling mounted. Clearance is distance between the Aluminum Roller Tube and wall.
- Bracket Covers effortlessly slide on the Zinc bracket, concealing bracket and screws for a cleaner look. Available in White, Satin Nickel or Black. Bracket Covers do not work with Narrow Brackets.
- Sold as a pair.



Follow Along & Learn



Download specifications on our Skyline Brackets & Covers.

Item #	Projection	1 ¼" Tube Clearance	1 ½" Tube Clearance	2" Tube Clearance	Width	Pair
RSB10	1 ⅝"	1"	7/8"	5/8"	2 ¼"	\$1.75
RSB20	2 ⅞"	1 ½"	1 ⅜"	1 ⅛"		\$2.25
RSNB10	1 ⅝"	1"	7/8"	5/8"	1 ½" Narrow*	\$1.75
RSNB20	2 ⅞"	1 ½"	1 ⅜"	1 ⅛"		\$2.25
RSNB30	2 7/8"	2 ¼"	2 ⅛"	1 7/8"		\$2.75

Bracket Covers *Narrow Brackets do not work with Bracket Covers.

Item #	Fits	Pair
RSBC10/	RSB10	\$8.25
RSBC20/	RSB20	\$8.50


Satin Nickel /SN

Item #	Fits	Pair
RSBC10/	RSB10	\$1.75
RSBC20/	RSB20	


White /W or Black /K

Become an Expert

Visit our **Motorization Education Library** for **FREE** resources and support.



ALUMINUM ROLLER TUBES

- Double face tape is attached to tube for mounting roller shade fabric or Roman shade lift band (**page 144**).
- For Lift Cord Roman shades, use Roller Tube Clips **below** with 0.9 mm Encased Lift Cord Shroud Tube on **page 144**.
- Lengths over 8' will ship via truck and incur an oversized  fee.
- Can be custom cut for a \$5 cut fee; call 1-800-343-4542 for details.

Item #	Dia.	Length	1 Tube	5 Tubes
RC58/4	1 ¼"	4'	\$13.75	\$12.75 ea
RC58/6		6'	\$16.25	\$15.00 ea
RC58/8		8'	\$19.50	\$18.50 ea
RC58/12		12'	\$31.00	\$30.00 ea
RC58/16	1 ½"	16'	\$42.75	\$41.50 ea
RC60/4		4'	\$18.50	\$17.50 ea
RC60/6		6'	\$22.00	\$21.00 ea
RC60/8		8'	\$25.25	\$24.25 ea
RC60/12	2"	12'	\$34.75	\$33.75 ea
RC60/16		16'	\$44.00	\$43.00 ea
RC62/4		4'	\$31.00	\$30.00 ea
RC62/6		6'	\$38.25	\$37.25 ea
RC62/8	2"	8'	\$45.00	\$44.00 ea
RC62/12		12'	\$63.50	\$62.25 ea
RC62/16		16'	\$75.00	\$74.00 ea




Skyline Easy Link Systems | page 148

Allows for multiple shades to be controlled by a single motor, reducing the number of controllers required.

Works with Roman or Roller shade styles, allowing for minimal gaps between each shade.

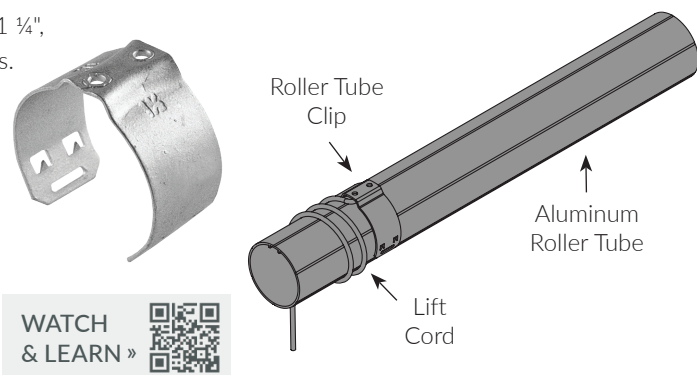
Compatible with Aluminum Roller Tube Diameters 1 ½" or 2".



ROLLER TUBE CLIPS

- Attaches cord from Encased Lift Cord Shroud Tube to 1 ¼", 1 ½" or 2" Aluminum Roller Tube for Roman soft shades.
- Coated, suitable for outdoor use.
- 5 pieces per pack.

Item #	Size	1 Pack	5 Packs	20 Packs
RWRC114	1 ¼"	\$9.50	\$9.00 ea	\$8.50 ea
RWRC112	1 ½"	\$10.00	\$9.50 ea	\$9.00 ea
RWRC200	2"	\$10.50	\$10.00 ea	\$9.50 ea




Motorized Shade System Components



TRANSLUCENT WOVEN BUCKRAM

RTX

- Ideal for Roman shade lift bands.
- Washable and dry cleanable. 
- UV-resistant.

Item #	Width	Yards / Roll	1 Roll	12 Rolls	24 Rolls
TT54	4"	109	\$69.50	\$66.50 ea	\$64.50 ea
TT56	6"	54	\$53.50	\$50.50 ea	\$48.50 ea



Complies with ANSI 2022 Standard for Safety of Window Covering Products.




SURE-SHADE RIB GUIDES

- Ideal for cord-free Roman shades when used with Round Fiberglass Ribs on **page 145** and Translucent Woven Buckram **above**; not compatible with Acrylic, Plastic, or Flat Ribs.
- Faster to construct than traditional Roman shade systems.
- Blends with lining for a clean, neat exterior appearance without adding bulk or affecting stack.
- 50 pieces per pack.

Item #	Description	1 Pack	10 Packs	50 Packs
RSR14	Center Supports	\$8.00	\$7.00 ea	\$6.00 ea
RSR15	End Caps			



Complies with ANSI 2022 Standard for Safety of Window Covering Products.



White /W



Ivory /V

SURE-SHADE™ ENCASED LIFT CORD SHROUD TUBE

- Innovative knit tube with enclosed lift cord to prevent hazardous loops.
- 3/8" width, discreet from the back of the shade.
- 0.9 mm recommended for Roman-style shades to easily tie to Roller Tube Clips.
- Available with or without lift cord for self-threading. Customize with Poly Cord on **page 220**, available in 5 colors and 3 additional sizes.
- White and Ivory colors blend with all linings and complement sheer fabrics.
- Exclusive tacking/sewing strip prevents fraying, requires only one tack point, and allows for a maximum of 8" between tack points on a flat shade.
- Use Sew-On Rings on **page 222** under each bottom tack point for safety standards.
- Cord Adjuster Orbs on **page 222** make it easier for final length adjustments.
- 72 yards per roll.

Item #	Description	1 Roll
ELK9/	0.9 mm Lift Cord	\$36.00
ELK/	No Lift Cord	\$34.75



Complies with ANSI 2022 Standard for Safety of Window Covering Products.

Follow Along & Learn



Watch as we show you how-to secure **Shroud Tube** to the back of a **Motorized Roman Shade** using **Glass Head Straight Pins** on **page 321** and **Pinnable Worktable Products** on **page 11**.

ROUND ROMAN SHADE RIBS & SPLICES

- Supports folds and pleats on Roman or hobbled shades when placed in a tuck or pocket.
- Pieces can be spliced for wider shades and to eliminate scrap.
- Compatible with Iron-On Roman Rib Tapes RSR7/ on **page 220**.
- Fiberglass Ribs can also be used with Sure-Shade™ Rib Guides (Center Supports & End Caps) on **page 144** to create Lift Band Roman-Style Shades.

Fiberglass & Acrylic

- Less than ⅜" diameter. Available in 6' and 8' lengths.
- Smaller and more rigid than plastic ribs.
- Clear: flexible and designed for use with sheer fabrics.
- Splices RSR10 work with both Fiberglass & Acrylic Ribs.



RSR10 with RSR12/

Item #	Description	Pieces / Pack	1 Pack	10 Packs
RSR12/6	6' Fiberglass	20	\$15.75	\$14.75 ea
RSR12/8	8' Fiberglass	20	\$20.00	\$19.00 ea
RSR10	Splices for Fiberglass or Acrylic	100	\$13.75	\$12.75 ea
RSRAC20/8	8' Clear Acrylic	20	\$19.95	\$18.90 ea
RSRAC125/8	8' Clear Acrylic	125	\$115.50	\$105.00 ea



quick tip

Tape **Fiberglass Ribs** before cutting.

Plastic

- Available in ⅜" off-white or ¼" off-white, 5' and 8' lengths.
- Off-white: more rigid.



RSR3 with RSR1/

Item #	Description	Pieces / Pack	1 Pack	5 Packs	10 Packs
RSR1/5	5' Off-White, ⅜"	20	\$29.50	\$28.50 ea	\$27.50 ea
RSR4/5	5' Off-White, ¼"	20	\$41.00	\$40.00 ea	\$39.00 ea
RSR1/8	8' Off-White, ⅜"	125	\$231.00	\$202.75 ea	\$173.25 ea
RSR4/8	8' Off-White, ¼"	125	\$315.00	\$288.75 ea	\$262.50 ea
RSR3	Splices for Plastic	100	\$12.75	\$11.75 ea	\$10.75 ea


Watch & Learn



Follow along as we show you a **floating rib technique** to create a well-structured Roman shade.

FLAT FIBERGLASS RIBS

- Ideal for clean and consistent shade stacking.
- Provides rigidity and prevents sag in soft shade pleats.
- Flat ribs give better appearance when shade is down.
Shade stacks better when it is up.
- Compatible with Iron-On Roman Rib Tapes RSR7/ on **page 220**.
- Ribs are ⅜" wide and ⅛" thick.
- 20 pieces per pack.



Item #	Length	1 Pack	10 Packs
RSR13/6	6'	\$17.00	\$15.75 ea
RSR13/8	8'	\$22.25	\$21.00 ea




quick tip

Quickly attach flat **Roman Shade Ribs** inside your shades by adding **Sealah No-Sew Adhesive Tape** on **page 57** to each side of the rib.

Motorized Shade System Components



FLAT WEIGHT BARS

- Ideal for adding weight to the bottom of Roman shades, ensuring smooth, streamlined folds.
- Creates a flat line that enhances decorative edges and trim.
- Durable white powder-coated 2" flat aluminum weight bar.
- Weight: 0.3 lb. per foot.
- Lengths over 8' will ship via truck and incur an oversized  fee.

Item #	Length	1 Piece	15 Pieces
RS52	4'	\$14.00	\$13.00 ea
RS54	6'	\$19.25	\$18.25 ea
RS56	8'	\$25.50	\$24.50 ea
RS58	12'	\$36.00	\$35.00 ea



3/8" SOLID STEEL RODS


- Use as weight bar in bottom of soft shades.
- Pair with Rod Splices **below** to reduce waste or form longer rods.
- Durable powder-coated paint finish.
- Weight: 0.32 lb. per foot.

4' Lengths

Item #	1 Piece/4'	12 Pieces/48'	36 Pieces/144'
BGR6/4	\$13.00	\$12.50 ea	\$12.00 ea

8' Lengths

Item #	Feet / Pack	1 Pack	5 Packs	20 Packs
BGR6/8-48	48' (6 pieces)	\$121.50	—	—
BGR6/8-144	144' (18 pieces)	\$346.50	\$336.00 ea	\$325.50 ea



3/8" ROD SPLICES

- Reduces scrap, allows longer rod length.
- Brass-plated.

Item #	1 Piece	10 Pieces	50 Pieces
BR40	\$3.50	\$3.00 ea	\$2.50 ea



Rod Splice **BR40** above also fits in Fabric Tubing.

FABRIC TUBING

- Polyester tubing is mildew and moisture-resistant.
- Fits 3/8" Solid Steel Rod used as weight in bottom of soft shades.
- Tubing is white to blend with lining color.
- Use to prevent gathered shades from spreading apart at the bottom, or as a rod pocket for shades that need a separate weight, such as Balloons, Austrians and Relaxed Romans.
- 100 yards per roll.

Item #	1 Roll
RSR5/100	\$45.00

3/8" SOLID STEEL ROD CUTTERS

- Cuts 3/8" Solid Steel Rod on **page 146** with one pull of the handle, much faster and cleaner than a hacksaw, with no burrs or metal filings.
- Mount to a table or a board for portability.
- Durable cast iron construction.
- Includes adjustable guide.

Dual Purpose Rod Cutter for 3/8" Fiberglass & Steel Rod

Item #	Price	Item #	Price
RC10	\$327.75	RC10/F	\$364.00



WOOD SHADE SLATS


- Easy to cut to width of shade cloth.
- 1/4" x 7/8" cross section.
- Weight: 0.037 lb. per foot.
- 10 pieces per pack.



Item #	Length	1 Pack	5 Packs	10 Packs	Item #	Length	1 Pack	5 Packs	10 Packs
CR63	36"	\$15.75	\$15.25 ea	\$14.75 ea	CR65	54"	\$24.00	\$23.50 ea	\$23.00 ea
CR64	45"	\$19.25	\$18.75 ea	\$18.25 ea	CR66	72"	\$29.75	\$29.25 ea	\$28.75 ea

ROOM DARKENING SHADE CLOTH

TEX

- Use for making fabric laminated shades, vertical vanes, or soft cornices.
- Works well with our Laminating Adhesive FA45 **below**.
- Prevents fading of fabric and seeing pattern from outside.
- Can be railroaded.
- Also can use without laminating to fabric for a less expensive, room darkening shade.
- Vinyl coated, fiberglass based cloth.
- Fiberglass inner layer minimizes edge curling.
- White with matte finish on one side; straight hanging & flame retardant. 
- Weight: 12 oz. per square yard.




Item #	Width	Yds / Roll	1 Roll	Item #	Width	Yds / Roll	1 Roll	Item #	Width	Yds / Roll	1 Roll
JV36/3	36"	3	\$29.00	JV36/10	36"	10	\$77.50	JV36/30	36"	30	\$213.75
JV54/3	54"	3	\$44.25	JV54/10	54"	10	\$115.50	JV54/30	54"	30	\$335.00
JV72/3	72"	3	\$52.00	JV72/10	72"	10	\$138.75	JV72/30	72"	30	\$392.75

LAMINATING ADHESIVE

- Ideal for laminating fabrics to Room Darkening Shade Cloth **above**.
- Non-toxic, with clear, rapid-drying properties.
- Detailed instructions included.

Item #	Quantity	Price
FA40	1 Pint	\$16.75
FA45	1 Gallon	\$83.75

 Cannot be subjected to below freezing temperatures prior to use, such as during shipment or storage.




FA45



FA40

Motorized Shade System Components

BOTTOM RAILS

- Perfect for custom roller shades to protect fabric.
- Offer a finished look.
- Use optional Spring Clip to attach tassels.
- End Caps sold separately.
- Weight: 0.13 lb. per foot.
- Lengths over 8' will ship via truck and incur an oversized  fee.



Item #	Length	1 Piece	5 Pieces	10 Pieces
RS40/W	4'	\$14.75	\$13.75 ea	\$12.75 ea
RS42/W	6'	\$17.00	\$16.00 ea	\$15.00 ea
RS44/W	8'	\$21.00	\$20.00 ea	\$19.00 ea
RS46/W	12'	\$30.50	\$29.50 ea	\$28.50 ea

Components

Item #	Description	1 Pair	5 Pairs	10 Pairs
RS48/W	End Caps	\$2.50	\$2.00 ea	\$1.75 ea

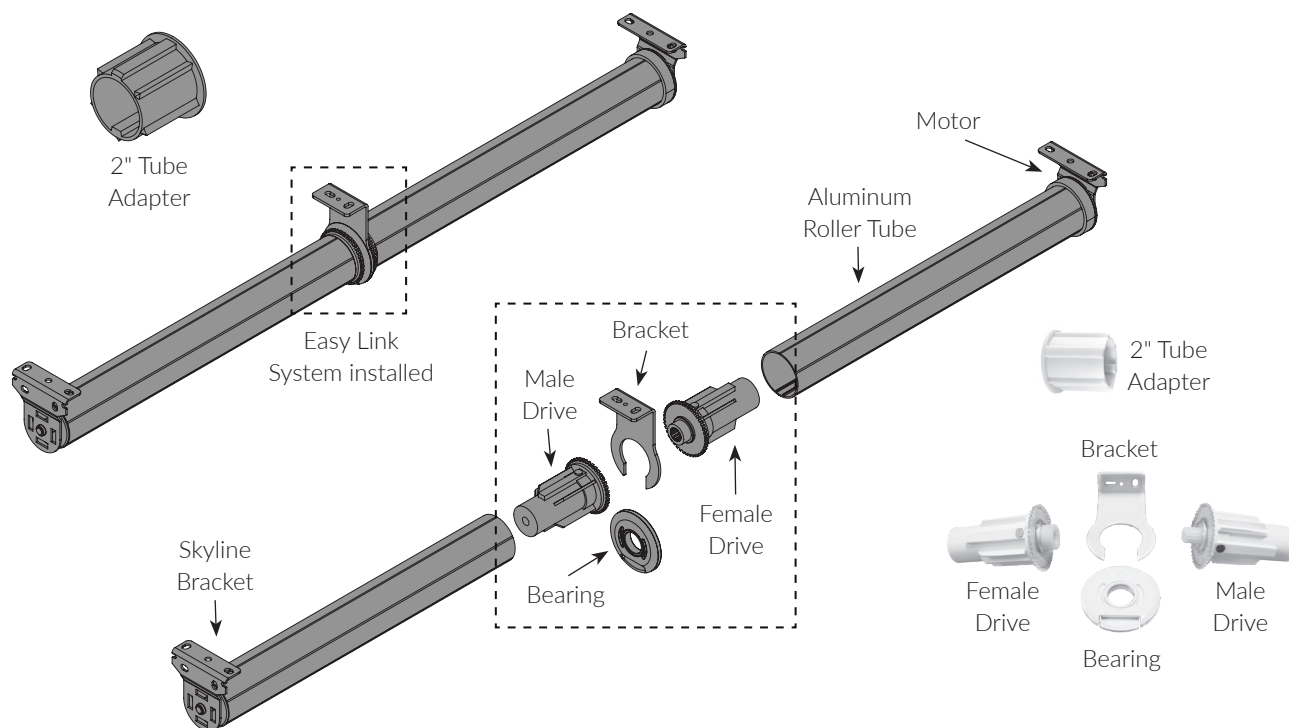
Item #	Description	1 Pack	5 Packs	10 Packs
RS50	Spring Clips (10 per pack)	\$6.00	\$5.25 ea	\$4.75 ea

SKYLINE EASY LINK SYSTEMS

- Allows for multiple shades to be controlled by a single motor.
- Can be used in applications requiring narrow brackets.
- Allows for minimal gaps between each shade.
- Reduces the number of controllers required.
- Total allowable shade weight determined by the single motor.
- Retractable drive components for easy assembly into the brackets.
- Works with Aluminum Roller Tube Diameters 1 1/2" or 2" on **page 143**.
- Includes Bracket, Bearing, Female Drive, Male Drive and 2" Tube Adapter.

Component Combinations

Download our easy guide to building Skyline Easy Link Shades using our Shade Motors.



Item #	Projection	Price
RTMELKIT1	1 5/8"	\$27.00
RTMELKIT2	2 1/8"	\$29.00

Capture & Connect





Share your projects with us
#RTECAutomation

 @RowleyCompany



Let Rowley® do the work for you with *Custom* Solutions

MOTORIZED SOFT SHADE SYSTEMS

- Save yourself valuable time, our in-house experts will fully assemble your Motorized Soft Shade System(s).
- Attach with ease – your system arrives, prepared for the seamless addition of your fabric.
- Select from 3 motor types - see what's included in each system below.
- Builds include dustboard (size $\frac{3}{4}$ " x 2 $\frac{1}{2}$ ").
- **Builds do not include Lift Cord or Lift Band.** 12" cords only included to show correct routing. To order, see [page 144](#).
- Lengths over 8' will ship via truck and incur an oversized  fee.
- Certified Best for Kids™. 

Li-ion Soft Shade System



PRICING »



Includes choice between R-TEC Automation® or Automate® Motor, Battery Charger & Cable, Aluminum Roller Tube, Dustboard, Brackets RSB10, Drive Set Kit, $\frac{3}{8}$ " Solid Steel Rod or Flat Weight Bar, labor & packaging. See [pages 130 - 131 & 138 - 139](#) for control / integration options and pricing.

Order using the *Custom Solutions* order form »



DC Soft Shade System



PRICING »



Includes Automate® Motor (Power Supply sold separately for DC Shades), Aluminum Roller Tube, Dustboard, Brackets RSB10, Drive Set Kit, $\frac{3}{8}$ " Solid Steel Rod or Flat Weight Bar, labor & packaging. See [pages 138 - 139](#) for control / integration options and pricing.

Order using the *Custom Solutions* order form »



Basics Soft Shade System



PRICING »



Includes Automate® Motor, Battery Charger & Cable, Aluminum Roller Tube, Dustboard, Brackets RSB10, Drive Set Kit, $\frac{3}{8}$ " Solid Steel Rod or Flat Weight Bar, RF 5 Channel Remote Control, labor & packaging. See [page 141](#) for details.

Order using the *Custom Solutions* order form »




Automate® Basics Motors and Controls are not compatible/interchangeable with other Automate® Motors and Controls, including the Pulse 2 Hub and/or App. Basics Remote does work with Bond Bridge Pro and Bond Home App.



*Custom Solutions are final sale, non-returnable.

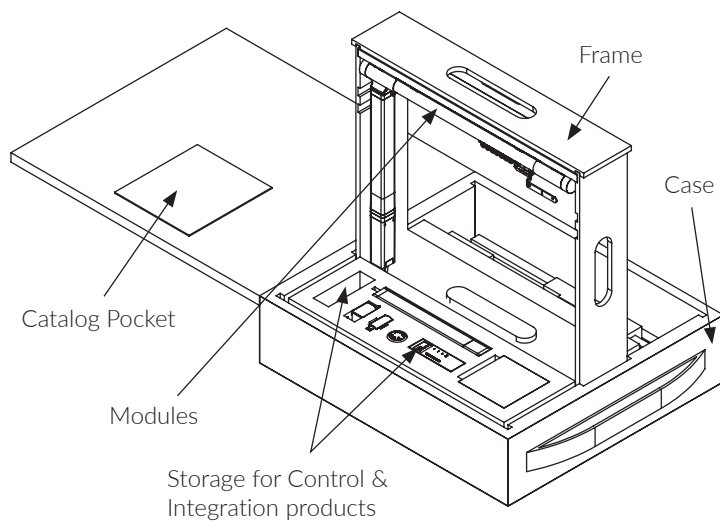
Motorization Display Kit



- Easily transport and showcase motorized systems to your customers.
- **Case** measures 30" L x 26" W x 8" H with foam inserts to secure the frame and modules inside for safe transport.
- Wood black **Frame** allows you to easily mount and display motorized modules.
- **AriA® 1 3/8" H-Rail Module** includes 1 3/8" H-Rail measuring 25", Pulley Kit and Plain End Caps all in Polished Nickel finish.
- **Track Module** includes Track, Pulleys and a 1 3/8" Smooth Wood Fascia measuring 25" in Walnut finish for reference only.
- **Automate® Drapery Motor + Battery** includes the Slim Motor, Battery, and Charger. Works with both the AriA® & Track Modules, order separately.
- **R-TEC Automation® Shade Module** includes a 1 1/2" Aluminum Roller Tube pre-installed with the  25 mm Li-ion Battery Motor (1.1 Nm) and Charger.
- Control & Integration options sold separately - see compatibility chart on **page 105**.



RTMDK



RTMDK/FMH



RTMDK/TRACK




RTMLDKIT



RTMDK/SHADE

Item #	Description	Price
RTMDK	Case & Frame	\$300.00
RTMDK/FMH	AriA® 1 3/8" H-Rail Module	\$100.00
RTMDK/TRACK	Track Module with 1 3/8" Fascia	\$100.00
RTMLDKIT	Automate® Drapery Motor + Battery	\$371.00
RTMDK/SHADE	R-TEC Automation® Shade Module	\$100.00

Showcase Control & Integration to Your Customers

- Control & Integration options sold separately - see compatibility chart on **page 105**.
- R-TEC Automation® » variety of  Handheld or Wall Remotes with exciting new features on **page 130**.
- Automate® » variety of Handheld Remotes, Wall Switches + more on **page 138**.
- Streamline your R-TEC Automation® and Automate® Motors using the Bond Home App & Bond Bridge Pro on **page 139**.

