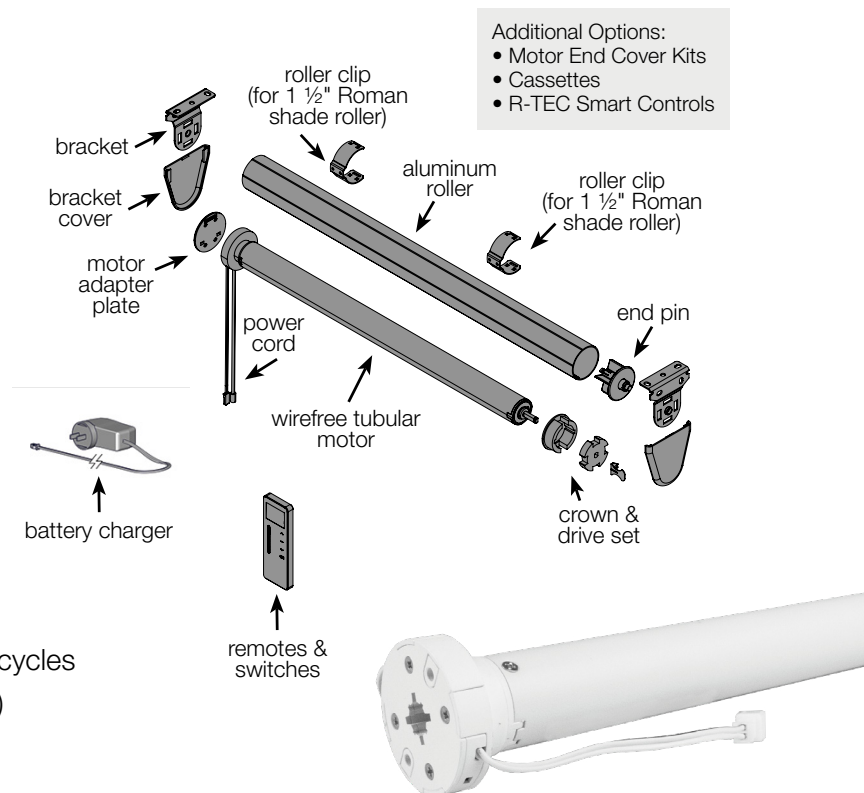




## Wirefree Tubular Motors

Li-ion battery powered motorized shades are a perfect retro fit for existing homes or small commercial projects. Li-ion powered motors require no electrical wiring, no external battery pack and no complicated installation.

- 2-way RF communication with ARC™ protocol for simple programming
- 3 operational speed settings
- Leveling control
- Electronic limit setting and adjustment
- Favorite position
- Rechargeable built-in Li-ion Battery
- Li-ion Battery operates up to 500 up and down cycles per charge (based on recommended shade size)
- Requires Battery Charger RTMLBC



# FEATURES




2-Way RF  
Communication



Adjustable  
Speed



Leveling  
Control



Preferred  
Upper / Lower  
Limit Settings



Favorite  
Position



Quiet  
Operation

## APPLICATIONS



Roman Shade



Roller Shade



Battery Powered



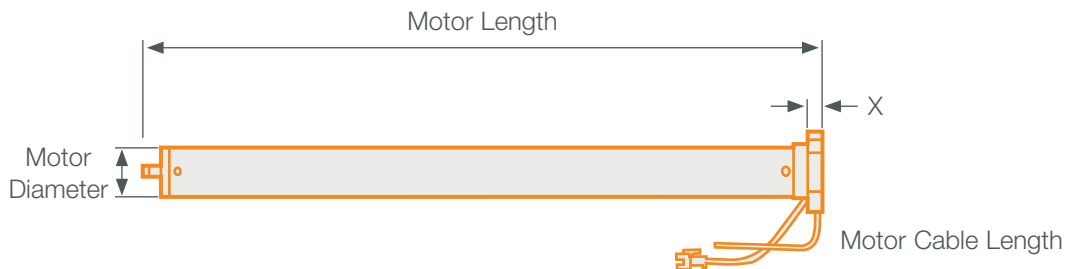
Battery Charger



Solar Panel

## POWER & CHARGING OPTIONS

## SPECIFICATIONS



### MOTOR SPECS

Motor Size	Voltage	Torque	Max. Run Time	Speed	Motor Length	Motor Diameter	X	Motor Cable Length	Amps	Sound Level	Battery Size / Type
25 mm	12 V DC	1.1 Nm	10 min.	40 RPM (Adj. to 30 or 20)	17.625"	0.98"	0.35"	4.25"	0.83 A	~46 DB	1400 mAh
28 mm		2.0 Nm		28 RPM (Adj. to 24 or 20)	25.60"	1.13"		5"	1.25 A	~44 DB	2600 mAh
35 mm		3.0 Nm		28 RPM (Adj. to 24 or 20)	33.41"	1.38"		2.36"	2.2 A	~53 DB	5200 mAh

### SYSTEM SPECS

Item #	Motor Size	Style	Tube Dia.	Max. Size	Min. Shade Width / Roller Tube Length	Max. Load
RTML25	25 mm	Standard	1 1/4"	84" x 84"	21 1/2"	15 1/2 lbs.
			1 1/2"	84" x 84"	21 1/2"	13 lbs.
RTMLQ28	28 mm	Quiet	1 1/2"	120" x 120"	28"	23 1/2 lbs.
			2"	120" x 120"	28"	17 1/2 lbs.
RTML35	35 mm	Standard	2"	120" x 120"	37"	26 1/2 lbs.

