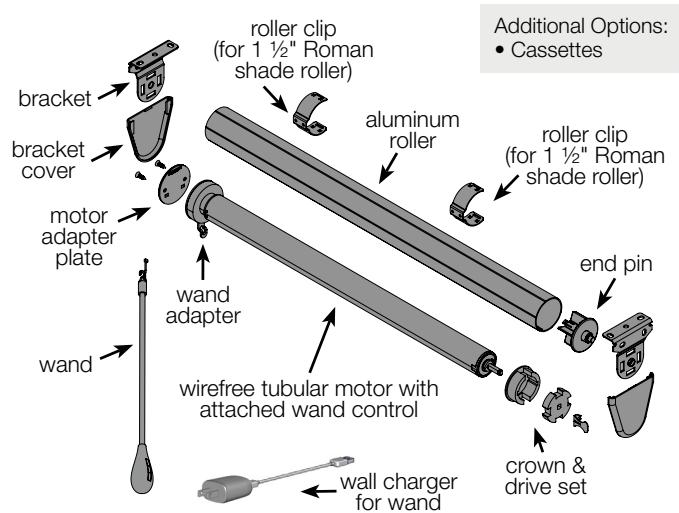





Wirefree Tubular Motor with Attached Wand Control

Li-ion battery powered motorized shades with wand control are a perfect retro fit for existing homes and for introducing automated shades at a value. Easily adjust your shade with the controls located on the wand.

- Electronic limit setting and adjustment
- Favorite position
- Rechargeable built-in Li-ion Battery
- Li-ion Battery operates up to 500 up and down cycles per charge (based on recommended shade size)
- 3 wand lengths: 24", 36" or 48"
- Universal Mini USB charging port
- Requires Wall Charger for Wand RTMLWC6



FEATURES



Preferred
Upper / Lower
Limit Settings



Favorite
Position

APPLICATIONS



Roman Shade



Roller Shade



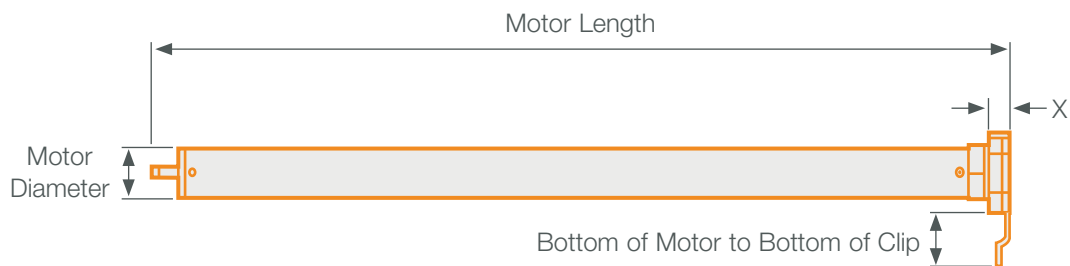
Battery Powered



Wall Charger

POWER & CHARGING OPTIONS

SPECIFICATIONS



MOTOR SPECS

Motor Size	Voltage	Torque	Max. Run Time	Speed	Motor Length	Motor Diameter	X	Bottom of Motor to Bottom of Clip	Amps	Sound Level	Battery Size / Type
25 mm	12 V DC	1.1 Nm	10 min.	40 RPM	20"	0.98"	0.41"	1.06"	0.83 A	~46 DB	1400 mAh

SYSTEM SPECS

Item #	Motor Size	Style	Tube Dia.	Max. Size	Min. Shade Width / Roller Tube Length	Max. Load
RTMLW25	25 mm	Standard	1 1/4"	84" x 84"	21 1/2"	15 1/2 lbs.
			1 1/2"	84" x 84"	21 1/2"	13 lbs.

WAND SPECS

Item #	Color	Length
RTMW24/W	White	24"
RTMW36/W	White	36"
RTMW48/W	White	48"

