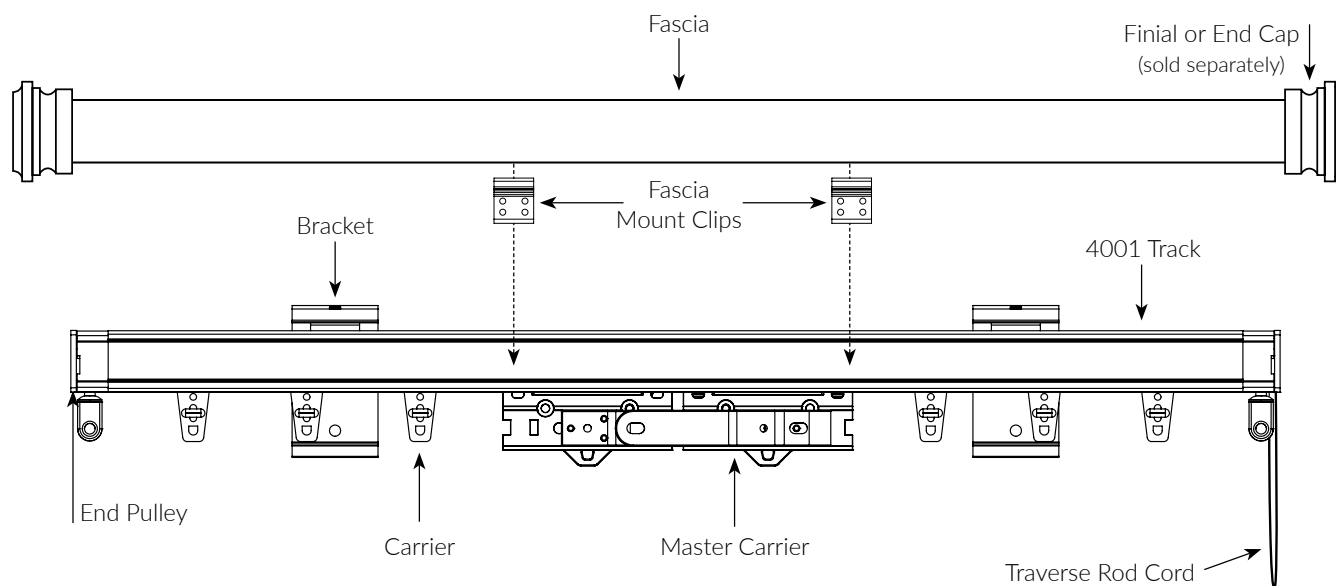




## FINESTRA® WOOD MANUAL 4001 CORD DRAW SYSTEMS



### 1 – CHOOSE YOUR SYSTEM QUANTITY & LENGTH

Let our in-house experts know how many systems to assemble, custom cut to your exact specification. Minimum 18" excluding Finials. Track lengths up to 16' continuous and 36' spliced; Fascia lengths up to 12' continuous and 36' spliced.

### 2 – CHOOSE YOUR TRACK INFORMATION

Select from Single or Double Wall Mount. If ordering Double Track, complete Back Track information if different from Front Track.

### 3 – CHOOSE YOUR TRACK COLOR

Select from White or Bronze. Components will match Track Color unless otherwise noted.

### 4 – CHOOSE YOUR DRAW, DRAPERY STYLE & MASTER CARRIER

Select from One-Way Right or Left, Center or Stationary; Pinch Pleat or Ripplefold; Overlap Master Carriers are standard, or Butt Master Carrier option can be substituted if Ripplefold Drapery Style is selected.

#### PINCH PLEAT WITH OR WITHOUT "C" RINGS

- Carriers available in White or Bronze. Please specify number of carriers.
- "C" Rings will match Fascia Finish selected in step 5.



#### RIPPLEFOLD

- Friction Carriers available in White. Roller Carriers available in White or Bronze. 60%, 80%, 100% or 120% fullness available; please specify on order.
- Butt Master Carriers available, allowing some light to filter between draperies on center draw treatments.



### 5 – CHOOSE YOUR CORD DETAILS

Insert your Cord Drop Length in inches. Cord is White.

### 6 – CHOOSE YOUR FINISH, FASCIA STYLE / SIZE & FINIALS

5 Quick Ship and 2 Custom Shimmer Finishes. 1 3/8" or 2" Smooth or Reeded Fascia. Finials or End Caps sold separately.



FINESTRA® WOOD HARDWARE MANUAL  
4001 CORD DRAW TRAVERSE SYSTEM

Wall Mount | Pinch Pleat or Ripplefold

REV January 1, 2024

ACCOUNT #

Company	Contact	Date
Street Address	Person to contact with technical questions	
City	State	Zip
PO	Phone	
Email	(required for shipping confirmation)	
Ship to (if different from above)	Attn	
Street Address	City	State
Zip		

PLEASE COMPLETE ITEMS 1 THROUGH 12.

For assistance, call Customer Service at 800.343.4542 or 704.866.0650.  
Email completed form to [sales@finestradecorativehardware.com](mailto:sales@finestradecorativehardware.com).

1	Total number of systems to be made to these specifications.		(Use another order form for systems with different specifications)
2	FRONT TRACK INFORMATION Track/Bracket <input type="checkbox"/> WHITE Color: <input type="checkbox"/> BRONZE	LENGTH <input type="text"/> ft. <input type="text"/> in. Minimum 18" excluding Finials	<input type="checkbox"/> SINGLE BRACKET 3 1/4" Projection <input type="checkbox"/> DOUBLE BRACKET 2 1/4" - 4 1/2" Rear Projection 5 1/2" - 7" Front Projection
3	DRAW	<input type="checkbox"/> ONE-WAY LEFT <input type="checkbox"/> ONE-WAY RIGHT <input type="checkbox"/> CENTER DRAW	<input type="checkbox"/> Right Cord <input type="checkbox"/> Left Cord <input type="checkbox"/> STATIONARY
4	DRAPERY STYLE Color of <input type="checkbox"/> WHITE Carriers: <input type="checkbox"/> BRONZE	<input type="checkbox"/> PINCH PLEAT # CP10 Carriers <input type="checkbox"/> "C" RING	<input type="checkbox"/> RIPLEFOLD (White Only) Friction Carriers <input type="checkbox"/> RIPLEFOLD Roller Carriers select fullness: <input type="checkbox"/> 60% <input type="checkbox"/> 100% <input type="checkbox"/> 80% <input type="checkbox"/> 120%
5	CORD COLOR: WHITE	CORD DROP LENGTH: _____"	
6	FASCIA	STYLE: <input type="checkbox"/> Smooth <input type="checkbox"/> Reeded SIZE: <input type="checkbox"/> 1 3/8" <input type="checkbox"/> 2"	FINISH: <input type="checkbox"/> ES <input type="checkbox"/> MA <input type="checkbox"/> WA <input type="checkbox"/> PE <input type="checkbox"/> AW *CUSTOM SHIMMER: <input type="checkbox"/> GOLD /GS <input type="checkbox"/> SILVER /SS
7	IS THIS BUILD A DOUBLE TRACK? <input type="checkbox"/> Yes <input type="checkbox"/> No *If yes, please complete items 8 through 12. If no, please skip to item 12.		
8	BACK TRACK INFORMATION Track/Bracket <input type="checkbox"/> WHITE Color: <input type="checkbox"/> BRONZE	LENGTH <input type="text"/> ft. <input type="text"/> in.	Single: CSFSWT1384001/ Double: CSFSWT1384001/D Single with "C" Rings: CSFSWT1384001R/ Double with "C" Rings: CSFSWT1384001R/D
9	DRAW	<input type="checkbox"/> ONE-WAY LEFT <input type="checkbox"/> ONE-WAY RIGHT <input type="checkbox"/> CENTER DRAW	<input type="checkbox"/> Right Cord <input type="checkbox"/> Left Cord
10	DRAPERY STYLE Color of <input type="checkbox"/> WHITE Carriers: <input type="checkbox"/> BRONZE	<input type="checkbox"/> PINCH PLEAT # CP10 Carriers	<input type="checkbox"/> RIPLEFOLD (White Only) Friction Carriers <input type="checkbox"/> RIPLEFOLD Roller Carriers select fullness: <input type="checkbox"/> 60% <input type="checkbox"/> 100% <input type="checkbox"/> 80% <input type="checkbox"/> 120%
11	CORD COLOR: WHITE	CORD DROP LENGTH: _____"	

12 READ THE TERMS OF SALE on the Custom Solutions Payment Form on page 3, sign and submit along with your signed forms.

SPECIAL INSTRUCTIONS

LARGER PROJECTION BRACKETS & RETURN PLATES / EXTENDERS SOLD SEPARATELY.

Length of Track	48"	96"	144"	192"
Brackets Included	3	4	5	6

\* For a minimal 25% surcharge, Gold and Silver Shimmers can be applied to Finials/  
End Caps, Fascias & "C" Rings to accentuate your Finestra® Wood Hardware Finish.



SHIPPING » [Flat Rate Shipping Program](#) Lengths over 8' will ship truck and incur an oversized fee. Splicing options for overlength sizes and alternative freight quotes available.

Components will match Track Color unless otherwise noted.



A damaged, loose, or missing tension device poses a strangulation risk to children. Remove from use and repair or replace if tension device is damaged, loose, or missing.

PRICING »



Rowley® Company  
230 Meek Road / Gastonia / NC / 28056  
Phone » toll-free 800-343-4542 or local 704-866-0650  
© 2024 Rowley® Company, LLC

Signature of purchaser / cardholder

Date

DESIGN your WINDOW ▶








## PAYMENT FORM

ACCOUNT # \_\_\_\_\_

To place a Custom Solutions Shade System, Drapery Hardware System or Label order, you must complete and sign the Payment Form along with the applicable system build form. You may submit your completed forms via email to Sales@RowleyCompany.com.

For Order Forms, visit [RowleyCompany.com/CustomSolutions](http://RowleyCompany.com/CustomSolutions)

<input type="radio"/> <b>OVERNIGHT SHIPPING</b> (additional freight will apply)		SHIPPING » <a href="#">Flat Rate Shipping Program</a> Lengths over 8' will ship truck and incur an oversized  fee. Splicing options for overlength sizes and alternative freight quotes available.	
SELECT ONE <input type="radio"/>  <input type="radio"/>  <input type="radio"/>  <input type="radio"/> 		EXPIRATION DATE <div style="border: 1px solid black; width: 100px; height: 25px; display: flex; justify-content: space-between;"> <span></span><span></span><span></span><span></span> </div>	
CREDIT CARD # - LAST 4 DIGITS <div style="border: 1px solid black; width: 100px; height: 25px; display: flex; justify-content: space-between;"> <span></span><span></span><span></span><span></span> </div>		SECURITY CODE <div style="border: 1px solid black; width: 100px; height: 25px; display: flex; justify-content: space-between;"> <span></span><span></span><span></span><span></span> </div>	
I authorize Rowley® Company to charge the credit card above for all of my orders submitted to Rowley® Company. I have read, understood and agree to the Terms of Sale on this payment form.		Visa, MC, Discover: 3 digits AMEX: 4 digits	
<div style="border: 1px solid black; padding: 10px;"> <p style="text-align: center;">Credit Card Billing Address (if different than ship to address)</p> <hr/> <p>Complete Name of Card Holder</p> <hr/> <p>Street Address</p> <hr/> <p>City                      State                      Zip</p> <hr/> <p>Phone</p> <hr/> <p>Email</p> <hr/> </div>		<div style="border: 1px solid black; padding: 10px;"> <div style="display: flex; align-items: center;"> <input style="width: 40px; height: 20px; border: 1px solid black; margin-right: 5px;" type="checkbox"/> <div>             Ship and apply to my pre-approved              Net 30 account.              Account # _____           </div> </div> <p>The price of the custom build includes all parts, labor and packaging, but does not include sales tax where applicable or shipping charges, for which the receiver is responsible. All orders will ship within five business days from confirmation of order with satisfactory payment arrangements. R-TEC Automation® orders will ship within 10 - 15 business days. For commercial orders, request a quote with timeline. Terms: Net 30 days to pre-approved accounts only or credit card. Prices, design and availability are subject to change or withdrawal without notice.</p> </div>	
		<div style="display: flex; justify-content: space-between;"> <div>             _____              Signature of purchaser / cardholder           </div> <div>             _____              Date           </div> </div>	

## TERMS OF SALE

## WARRANTIES BY ROWLEY® COMPANY

Rowley® Company agrees to repair or replace, free of charge, any Custom Solutions Shade or Track System that due to faulty parts or workmanship in the assembled Shade or Track System is returned freight pre-paid to Rowley® Company within ninety (90) days of delivery. The parts in the system are covered by a ten year warranty. These warranties do not cover systems that have been subjected to abuse. The R-TEC Automation® Slim Drapery Motor is covered by a 5 year warranty.

Orders for Custom Solutions Label, Shade or Track Systems are not cancelable and cannot be altered. Custom Solution Label, Shade or Track Systems are not returnable for any reason except warranty repair, as described above. The buyer verifies that all sizes and other specifications are correct. A Custom Solutions Shade or Track System will be custom-built to the size and other specifications written on the system order form. Rowley® Company will repair or replace without charge any Custom Solutions Shade or Track System that is not made correctly to those specifications. THE CUSTOMER WILL BE CHARGED FOR ANY REPAIRS OR REPLACEMENT NECESSITATED BY AN ERROR IN THE MEASUREMENT OR OTHER SPECIFICATIONS.

OWNERSHIP: All selected shipping preferences are F.O.B. shipping point from any Rowley® location; the buyer owns the shipment as soon as it leaves the Rowley® Company loading dock. In the event of damaged shipment, the buyer must accept the shipment and place a claim with the carrier. Prices quoted include all parts, labor and packaging for all Custom Solutions Shade or Track Systems. The buyer is responsible for shipping costs.



Rowley® Company  
 230 Meek Road / Gastonia / NC / 28056  
 Phone » toll-free 800-343-4542 or local 704-866-0650  
 © 2024 Rowley® Company, LLC