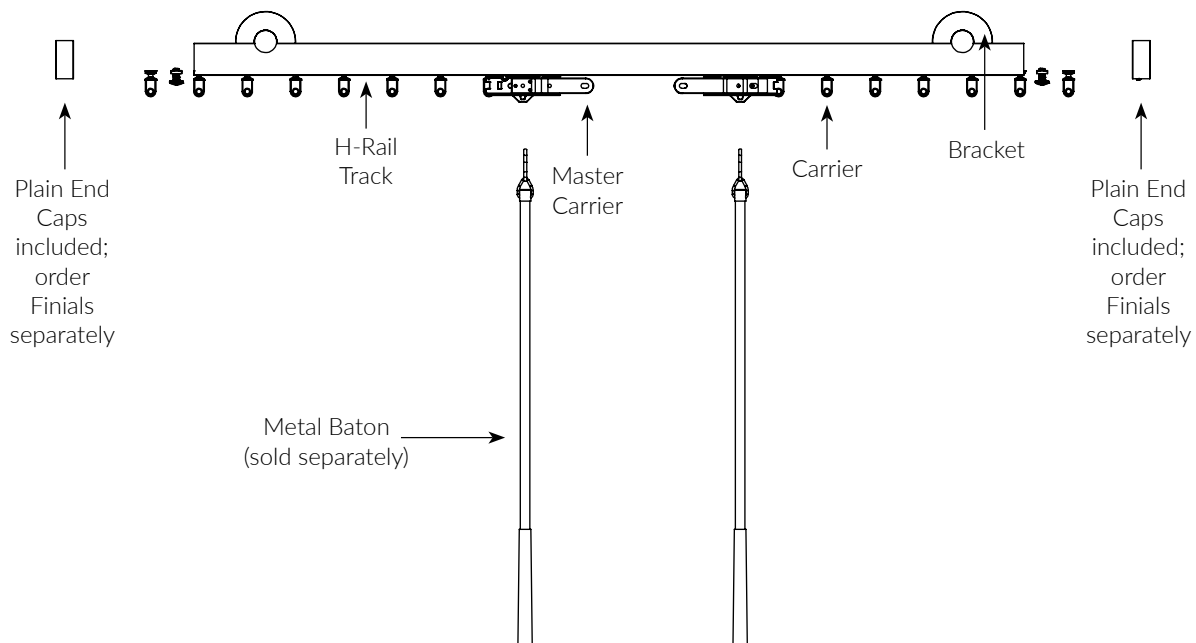




ARIA® MANUAL BATON DRAW 1 1/8" - 1 3/8" H-RAIL TRAVERSE SYSTEMS



1 – CHOOSE YOUR SYSTEM QUANTITY & LENGTH

Let our in-house experts know how many systems to assemble, custom cut to your exact specification. Minimum 18" excluding Finials. Lengths up to 12' continuous (select finishes) and 24' spliced.

2 – CHOOSE YOUR H-RAIL DIAMETER & FINISH

Select from 1 1/8" or 1 3/8". Experience the beauty of AriA® with 9 finishes for 1 1/8" and 8 finishes for 1 3/8".

3 – CHOOSE YOUR FINIALS & BATONS

Sold separately. For 1 1/8" H-Rail, please select Atelier, Artisan or Abode Finials. For 1 3/8" H-Rail, please select Antiquities Finials. Metal Batons with Handicap option.

4 – CHOOSE YOUR SYSTEM STYLE

Select from Single, Double or Mixed Double (order Rings separately), Ceiling or Wall Mount, with various projection options.

5 – CHOOSE YOUR DRAPERY STYLE, DRAW & MASTER CARRIER

Select from Pinch Pleat or Ripplefold; One-Way Draw Right or Left, Center or Stationary; Hidden or Exposed Baton Master Carriers are standard, or Butt Master Carrier option can be substituted if Ripplefold Drapery Style is selected.

PINCH PLEAT

- Carriers available in White. Please specify number of carriers.



RIPPLEFOLD

- Carriers available in White. 60%, 80%, 100% or 120% fullness available; please specify fullness on order.
- Butt Master Carriers available, allowing some light to filter between draperies on center draw treatments.





ARIA® METAL HARDWARE MANUAL
BATON DRAW 1 1/8" - 1 3/8"
H-RAIL TRAVERSE SYSTEMS
Ceiling or Wall Mount | Pinch Pleat or Ripplefold

REV January 1, 2024

ACCOUNT #

Company	Contact	Date
Street Address	Person to contact with technical questions	
City	State	Zip
PO	Phone	
Email	(required for shipping confirmation)	
Ship to (if different from above)	Attn	
Street Address	City	State
	Zip	

PLEASE COMPLETE ITEMS 1 THROUGH 8.

For assistance, call Customer Service at 800.343.4542 or 704.866.0650.

Email completed form to sales@ariametalhardware.com.

1	Total number of systems to be made to these specifications		(Use another order form for systems with different specifications)
2	FINISHED H-RAIL LENGTH Minimum 18" excluding Finials	ft. in.	Minimum H-Rail length is 18" excluding Finials Maximum continuous length is 12' on all finishes except CH, SG, BZ, ORB and IC. Maximum continuous length for CH, SG, BZ, ORB and IC is 8'. Longer lengths will be spliced.
3	DIAMETER & FINISH FINIALS & BATONS SOLD SEPARATELY	<input type="checkbox"/> 1 1/8" DIAMETER <input type="checkbox"/> CHROME CH <input type="checkbox"/> BRUSHED NICKEL BN <input type="checkbox"/> SATIN NICKEL SN <input type="checkbox"/> BRUSHED BLACK NICKEL BBN <input type="checkbox"/> SATIN GOLD SG <input type="checkbox"/> ANTIQUE BRASS AB <input type="checkbox"/> OIL RUBBED BRONZE ORB <input type="checkbox"/> BRUSHED BRONZE BZ <input type="checkbox"/> MATTE BLACK MK	<input type="checkbox"/> 1 3/8" DIAMETER <input type="checkbox"/> POLISHED NICKEL PN <input type="checkbox"/> ANTIQUE PEWTER AP <input type="checkbox"/> IRON COPPER IC <input type="checkbox"/> ANTIQUE BRASS AB <input type="checkbox"/> BRUSHED BRONZE BZ <input type="checkbox"/> OIL RUBBED BRONZE ORB <input type="checkbox"/> SATIN BLACK SK <input type="checkbox"/> MATTE BLACK MK
4	SYSTEM STYLE	<input type="checkbox"/> SINGLE ROD WALL MOUNT (3 1/2" PROJECTION) 1 1/8" - CSFMH28400 1 3/8" - CSFMH138400 <input type="checkbox"/> SINGLE ROD WALL MOUNT (6" PROJECTION) 1 1/8" - CSFMH28401 1 3/8" - CSFMH138401 <input type="checkbox"/> SINGLE ROD CEILING MOUNT (2 3/8" DROP) 1 1/8" - CSFMH28403 1 3/8" - CSFMH138403 <input type="checkbox"/> SINGLE ROD CEILING CLIP 1 1/8" - CSFMH28406 1 3/8" - CSFMH138406	<input type="checkbox"/> DOUBLE ROD WALL MOUNT 1 1/8" - CSFMH28402 1 3/8" - CSFMH138402 <input type="checkbox"/> DOUBLE ROD CEILING MOUNT 1 1/8" - CSFMH28404 1 3/8" - CSFMH138404 <input type="checkbox"/> MIXED DOUBLE ROD WALL MOUNT 1 1/8" - CSFMH28408 1 3/8" - CSFMH138408
5	DRAPERY STYLE	<input type="checkbox"/> PINCH PLEAT # <input type="checkbox"/> RIPPLEFOLD CP10 Carriers Roller Carriers	select fullness: <input type="checkbox"/> 60% <input type="checkbox"/> 100% <input type="checkbox"/> 80% <input type="checkbox"/> 120% CARRIER COLOR: WHITE
6	DRAW	<input type="checkbox"/> ONE-WAY LEFT <input type="checkbox"/> ONE-WAY RIGHT <input type="checkbox"/> CENTER DRAW <input type="checkbox"/> STATIONARY	
7	MASTER CARRIER	<input type="checkbox"/> HIDDEN BATON <input type="checkbox"/> EXPOSED BATON <input type="checkbox"/> BUTT MASTER (Ripplefold Only)	
8	READ THE TERMS OF SALE on the Custom Solutions Payment Form on page 3, sign and submit along with your signed forms.	SPECIAL INSTRUCTIONS (Please indicate on all double systems if back track specifications differ.)	

*Includes Track, Brackets, Carriers, Master Carriers, Returns, End Stops and End Caps. Decorative Finials and Batons sold separately. For 1 1/8" H-Rail please select Atelier, Artisan or Abode Finials. For 1 3/8" H-Rail please select Antiquities Finials. For Mixed Double Track Systems, please order Rings separately.

SHIPPING » [Flat Rate Shipping Program](#) Lengths over 8' will ship truck and incur an oversized fee. Splicing options for overlength sizes and alternative freight quotes available.

PRICING 1 1/8" »



1 3/8" »



Rowley® Company
230 Meek Road / Gastonia / NC / 28056
Phone » toll-free 800-343-4542 or local 704-866-0650
© 2024 Rowley® Company, LLC

Signature of purchaser / cardholder

Date

DESIGN your WINDOW ▶








PAYMENT FORM

ACCOUNT # _____

To place a Custom Solutions Shade System, Drapery Hardware System or Label order, you must complete and sign the Payment Form along with the applicable system build form. You may submit your completed forms via email to Sales@RowleyCompany.com.

For Order Forms, visit RowleyCompany.com/CustomSolutions

<input type="radio"/> OVERNIGHT SHIPPING (additional freight will apply)		SHIPPING » Flat Rate Shipping Program Lengths over 8' will ship truck and incur an oversized  fee. Splicing options for overlength sizes and alternative freight quotes available.	
SELECT ONE <input type="radio"/>  <input type="radio"/>  <input type="radio"/>  <input type="radio"/> 		EXPIRATION DATE <div style="border: 1px solid black; width: 100px; height: 25px; margin: 2px;"></div> <div style="border: 1px solid black; width: 100px; height: 25px; margin: 2px;"></div> <div style="border: 1px solid black; width: 100px; height: 25px; margin: 2px;"></div> <div style="border: 1px solid black; width: 100px; height: 25px; margin: 2px;"></div>	
CREDIT CARD # - LAST 4 DIGITS <div style="border: 1px solid black; width: 100px; height: 25px; margin: 2px;"></div> <div style="border: 1px solid black; width: 100px; height: 25px; margin: 2px;"></div> <div style="border: 1px solid black; width: 100px; height: 25px; margin: 2px;"></div> <div style="border: 1px solid black; width: 100px; height: 25px; margin: 2px;"></div>		SECURITY CODE <div style="border: 1px solid black; width: 100px; height: 25px; margin: 2px;"></div> <div style="border: 1px solid black; width: 100px; height: 25px; margin: 2px;"></div> <div style="border: 1px solid black; width: 100px; height: 25px; margin: 2px;"></div>	
I authorize Rowley® Company to charge the credit card above for all of my orders submitted to Rowley® Company. I have read, understood and agree to the Terms of Sale on this payment form.		Visa, MC, Discover: 3 digits AMEX: 4 digits	

<div style="border: 1px solid black; padding: 10px;"> <p style="text-align: center;">Credit Card Billing Address (if different than ship to address)</p> <hr/> <p>Complete Name of Card Holder</p> <hr/> <p>Street Address</p> <hr/> <p>City State Zip</p> <hr/> <p>Phone</p> <hr/> <p>Email</p> <hr/> </div>	<div style="border: 1px solid black; padding: 10px;"> <div style="border: 1px solid black; width: 40px; height: 25px; display: flex; align-items: center; justify-content: center;"> <input type="checkbox"/> </div> <p>Ship and apply to my pre-approved Net 30 account. Account # _____</p> </div> <p>The price of the custom build includes all parts, labor and packaging, but does not include sales tax where applicable or shipping charges, for which the receiver is responsible. All orders will ship within five business days from confirmation of order with satisfactory payment arrangements. R-TEC Automation® orders will ship within 10 - 15 business days. For commercial orders, request a quote with timeline. Terms: Net 30 days to pre-approved accounts only or credit card. Prices, design and availability are subject to change or withdrawal without notice.</p>
---	--

Signature of purchaser / cardholder	Date

TERMS OF SALE

WARRANTIES BY ROWLEY® COMPANY

Rowley® Company agrees to repair or replace, free of charge, any Custom Solutions Shade or Track System that due to faulty parts or workmanship in the assembled Shade or Track System is returned freight pre-paid to Rowley® Company within ninety (90) days of delivery. The parts in the system are covered by a ten year warranty. These warranties do not cover systems that have been subjected to abuse. The R-TEC Automation® Slim Drapery Motor is covered by a 5 year warranty.

Orders for Custom Solutions Label, Shade or Track Systems are not cancelable and cannot be altered. Custom Solution Label, Shade or Track Systems are not returnable for any reason except warranty repair, as described above. The buyer verifies that all sizes and other specifications are correct. A Custom Solutions Shade or Track System will be custom-built to the size and other specifications written on the system order form. Rowley® Company will repair or replace without charge any Custom Solutions Shade or Track System that is not made correctly to those specifications. THE CUSTOMER WILL BE CHARGED FOR ANY REPAIRS OR REPLACEMENT NECESSITATED BY AN ERROR IN THE MEASUREMENT OR OTHER SPECIFICATIONS.

OWNERSHIP: All selected shipping preferences are F.O.B. shipping point from any Rowley® location; the buyer owns the shipment as soon as it leaves the Rowley® Company loading dock. In the event of damaged shipment, the buyer must accept the shipment and place a claim with the carrier. Prices quoted include all parts, labor and packaging for all Custom Solutions Shade or Track Systems. The buyer is responsible for shipping costs.



Rowley® Company
 230 Meek Road / Gastonia / NC / 28056
 Phone » toll-free 800-343-4542 or local 704-866-0650
 © 2024 Rowley® Company, LLC