



WOOD HARDWARE

2021 PRODUCT CATALOG
FINESTRAWOODHARDWARE.COM



INTRODUCING
AUTOMATED
TRAVERSE
POWERED BY



SMART HOME
COLLECTION

by BUDGET BLINDS®






FINESTRA® WOOD HARDWARE


The Finestra® Wood Hardware collection offers the perfect combination of classic finial designs in 1 3/8" and 2" diameters and furniture-quality finishes that coordinate seamlessly with decorative elements throughout the home.

- Introducing our new **Smart Home Assemble To Order Decorative Drapery Hardware Traverse Systems**
- Traverse systems available in 1 3/8" and 2" wood fascia diameter options and a wide array of traversing solutions
- Pair the beauty of Finestra Wood finials with the superior functionality of our Smart Home Assemble To Order Decorative Drapery Hardware Traverse Systems


CONTENTS



3 FINISHES



4 - 7 **MOTORIZED TRAVERSE** NEW



8 - 11 **MANUAL TRAVERSE**



12 - 16 **FINIALS**



17 **END CAPS & HOLDBACKS**



18 **POLES, BRACKETS & ACCESSORIES**

19 **SALES TOOLS & ORDERING INFO**



MOTORIZED TRAVERSE SYSTEMS



MOTORIZED TRAVERSE NEW

Smart Home Collection Traverse Systems combine style and function with smart design solutions for both residential and commercial environments.

The slim drapery motor is designed to install seamlessly behind the drapery panel with quiet start / stop operation, the ability to easily charge without having to remove the motor and up to 500 open and close cycles per charge, providing the ultimate integrated functionality without compromising the look of your window treatment.

Available with 1 3/8" or 2" diameter fascia profiles.

Choose from any of our 5 quick ship finishes below.



SMART HOME COLLECTION

The Smart Home Collection Hub and App integration allow draperies to be controlled directly from a smartphone or integrated device while at home or away. Now available in the Apple® App store or Google Play™.


As an alternative, remotes and wall switches allow for individual, group and all control for a customized solution with 1, 5 and 15 channel options.

See page 7.




QUICK SHIP FINISHES


Quick ship orders will ship the same day if ordered by 3 PM EST. Please allow a 5 day lead time on manual traverse system orders and a 10 - 15 day lead time on Smart Home Collection motorized traverse system orders.




ESPRESSO
ES




MAHOGANY
MA



WALNUT
WA



PECAN
PE



ANTIQUE WHITE
AW



UNFINISHED
UF
(Stationary systems only)

CUSTOM SHIMMER FINISHES

For a minimal 25% surcharge, we will add a light shimmer of gold or silver to accentuate your Finestra Wood Hardware Finish.

*Please allow a 5 day lead time on all custom shimmer finishes.



GOLD SHIMMER
GS



SILVER SHIMMER
SS



SMART HOME
COLLECTION
by BUDGET BLINDS®

SMART HOME JUST GOT SMARTER

Introducing New
Smart Home Assemble
To Order Decorative
Drapery Hardware
Traverse Systems

CONNECTED HOME

We've partnered with Rollease Acmeda, a leader in smart home technology, to offer unparalleled convenience in controlling your draperies, all at the touch of a button.

IT'S AS EASY AS

Our Smart Home Collection Decorative Drapery Hardware Traverse Systems are easy to install, easy to afford and use the latest integrated wireless technology. You can use the Smart Home Collection remote, app, Alexa or Google Home to control your draperies and window coverings. Motorization helps keep your draperies safe by eliminating cords and allows you to experience a new level of privacy when integrating Smart Home Collection drapery and window covering solutions.



BELLAMY FINIAL
SHOWN IN MAHOGANY



MOTORIZED TRAVERSE SYSTEM INCLUDES:


track(s), fascia, slim line motor(s), power module option(s), pulleys, brackets, master carriers, carriers, end hooks, end stops, drive belt & clips and 15 channel SHC handheld remote with wall mount. Finials and additional Smart Home Controls sold separately.

Components are white. Look for the **/BR** icon for components available in bronze and add /BR at the end of the item number to order.



SINGLE TRACK SYSTEM

Smooth or Reeded, 1 3/8" or 2" D, 3 1/2" - 4 1/2" return



DOUBLE TRACK SYSTEM


Smooth or Reeded, 1 3/8" or 2" D, front fascia only, 2 1/2" - 3 1/2" rear return, 5 1/2" - 6 1/4" front return
*Fascia not available on the back track

SMART HOME COLLECTION TRAVERSE OPTIONS **NEW**

- Length: 4' - 12'. Spliced Length: up to 36'
- Custom cut to your exact measurement
- Smooth or Reeded fascias in 1 3/8" and 2" D
- Motor Power: Li-ion Battery or 110v AC Power
- Compatible with Smart Home Controls on page 7
- Single or double track system
- White or Bronze color: track, brackets, carriers
- Ripplefold or Pinch Pleat
- Center, left or right draw
- Tandem alternative option: see page 3 of the cost guide for details.
- 10 - 15 day lead time

*Available in assemble to order systems, see page 19 for easy ordering information. See cost guide for available systems. Ships in 10 - 15 business days.

FASCIAS



SMOOTH FASCIA


1 3/8" D or 2" D
4' L, 6' L, 8' L or 12' L



REEDED FASCIA

1 3/8" D or 2" D
4' L, 6' L, 8' L or 12' L

AUTOMATED TRACK

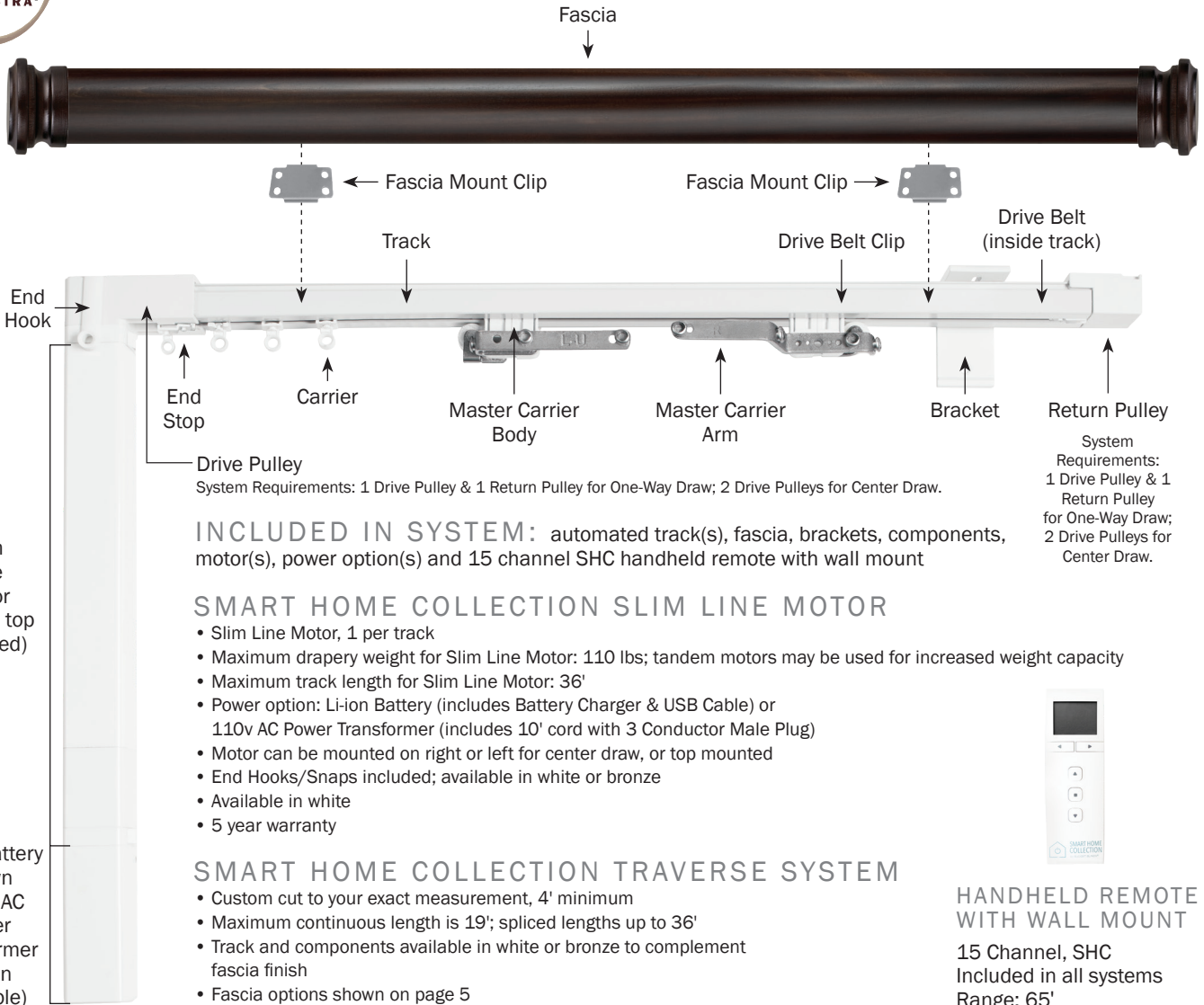


Track and components available in White or Bronze.

Maximum continuous track length: 19'



Final or End Cap (sold separately)



INCLUDED IN SYSTEM: automated track(s), fascia, brackets, components, motor(s), power option(s) and 15 channel SHC handheld remote with wall mount

SMART HOME COLLECTION SLIM LINE MOTOR

- Slim Line Motor, 1 per track
- Maximum drapery weight for Slim Line Motor: 110 lbs; tandem motors may be used for increased weight capacity
- Maximum track length for Slim Line Motor: 36'
- Power option: Li-ion Battery (includes Battery Charger & USB Cable) or 110v AC Power Transformer (includes 10' cord with 3 Conductor Male Plug)
- Motor can be mounted on right or left for center draw, or top mounted
- End Hooks/Snaps included; available in white or bronze
- Available in white
- 5 year warranty

SMART HOME COLLECTION TRAVERSE SYSTEM

- Custom cut to your exact measurement, 4' minimum
- Maximum continuous length is 19'; spliced lengths up to 36'
- Track and components available in white or bronze to complement fascia finish
- Fascia options shown on page 5



HANDHELD REMOTE WITH WALL MOUNT

15 Channel, SHC
Included in all systems
Range: 65'
MT02-0101-069007

*Tandem alternative option: see page 3 of the cost guide for details.

MOTOR & POWER OPTIONS



SLIM LINE MOTOR
RTMLDSS50



LI-ION BATTERY
RTMLDSSB



BATTERY CHARGER
RTMLDSSBC



USB CHARGER CABLE
RTMLDSSUSB



110v AC POWER TRANSFORMER 10' (plug included)
RTMDSSPT

FEATURES



2-Way RF Communication

Integrated radio frequency control allows for easy programming of individual, group or all control across window treatments.



Adjustable Speed

Choose from three options to customize the open / close speed of the drapery treatment.



Preferred Open / Close Limit Settings

Electronic "autoset" limits accurately program preferred open and close limit settings.



Favorite Position

Allows a most used or favorite position to be set between open and close limit settings.



Obstruction Detection

If the drapery motion is obstructed while the motor is running, the motor stops automatically to prevent damage.



Manual Override

Permits the drapery to be adjusted manually without the use of a remote or in the event of a power outage.



Quiet Operation

Powerful, smooth and quiet operation suitable for both residential and commercial environments.

SMART HOME CONTROLS

- Advanced home automation and motorized solutions from our Smart Home Collection puts unparalleled convenience and peace of mind at your fingertips.
- Easily connect your automated drapery to voice control systems using our Hub, taking drapery control to the next level.



SMART HOME COLLECTION WI-FI HUB WITH HOMEKIT
Range: 60'
MT02-0401-067004



The SHC Budget Blinds App enables simple, intuitive control and system configuration from your smartphone or tablet. Available on the Apple® App Store or Google Play™.

THESE ADDITIONAL ACCESSORIES ARE AVAILABLE FOR PURCHASE SEPARATELY



HANDHELD REMOTE WITH WALL MOUNT
1 Channel
Range: 65'
MTRF-REM-1C



HANDHELD REMOTE WITH WALL MOUNT
15 Channel, SHC
Included in all systems
Range: 65'
MT02-0101-069007



HANDHELD REMOTE WITH WALL MOUNT
15 Channel, Level Control
Range: 65'
MTRF-REM-15



SURFACE FLUSH MOUNT WALL SWITCH
5 Channel
Range: 65'
MTRF-WS5-FLUSH



INTERIOR SUN SENSOR
Range: 65'
MTRF-SUNSENS



ARC USB SIGNAL REPEATER
Extends the wireless range of the SHC Hub and Remotes up to 60'
Maximum 2 repeaters per system or network
MT02-0401-069007



WALL CHARGER FOR USB SIGNAL REPEATER
MT03-0301-069008



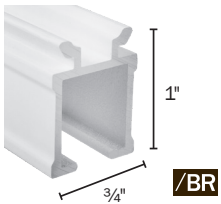
SOLAR PANEL BATTERY CHARGER
Includes L-Bracket, Cables & Fastener
MT03-0302-067001





AVERY FINIAL
SHOWN IN PECAN

MANUAL TRAVERSE SYSTEM BATON DRAW



Track and components available in White or Bronze.

Maximum continuous track length: 20'

- Fascia Length: 4' - 12'. Spliced Length: up to 36'
- Custom cut to your exact measurement
- Single or Double Track Systems
- Smooth or Reeded Fascias in 1 3/8" and 2" diameters
- Furniture Quality Finishes – Espresso, Mahogany, Walnut, Pecan and Antique White
- Ripplefold, Pinch Pleat
- Tracks, Brackets, Master Carriers and Carriers are available in both white and bronze finishes to coordinate with the fascia and drapery treatment
- Heavy duty brackets and carriers for heavy weight draperies
- Snap on Fascia Mount Clips and Finial Mount Adaptors for easy installation
- 36", 48" and 60" fiberglass batons in coordinating finishes for easy draw operation
- 5 day lead time

FINESTRA® FIBERGLASS BATONS



Order from left to right:
Espresso - ES
Mahogany - MA
Walnut - WA
Pecan - PE
Antique White - AW

36" Fiberglass Baton
FSW312A/ FSW312S/

48" Fiberglass Baton
FSW314A/ FSW314S/

60" Fiberglass Baton
FSW316A/ FSW316S/



*Available in assemble to order systems. See cost guide for available systems and components. Ships in 5 business days.

Components are white. Look for the **/BR** icon for components available in bronze and add /BR at the end of the item number to order.

BATON DRAW SYSTEMS



SINGLE TRACK SYSTEM

Baton Draw, Ripplefold or Pinch Pleat, Smooth or Reeded, 1 3/8" or 2" D, 2 1/2" - 3 1/2" return



DOUBLE TRACK SYSTEM

Baton Draw, Ripplefold or Pinch Pleat, Smooth or Reeded, 1 3/8" or 2" D, 2 1/4" - 3 1/2" rear return, 5" - 6 1/4" front return
*Fascia not available on the back track

BATON DRAW COMPONENTS

*See cost guide for Exposed Baton Master Carrier options.



Pinch Pleat Carrier
CP10




Ripplefold Carrier
R2060/ 60% fullness
R2080/ 80% fullness
R2100/ 100% fullness
R2120/ 120% fullness



Pinch Pleat Master Carrier (Hidden Baton*)
BT3005R BT3005L



Ripplefold Master Carrier (Hidden Baton*)
BT3125R BT3125L



Ripplefold Butt Master Carrier
BT3600R
BT3600L



Return Bracket
CP500



Fascia Mount Clip
FSWT4003N



Finial Mount Adaptor
FSWT400



2 1/2" - 3 1/2" Wall Bracket, Single
BT5433



4" - 5 1/2" Front, 2" - 3" Back Return Wall Bracket, Single or Double
BT5443



5" - 6 1/4" Front, 2 1/4" - 3 1/2" Back Return Wall Bracket, Single or Double
BT5444



Single Ceiling Mount Bracket
BT5333



Double Ceiling Mount Bracket
BT5343

HANDICAP BATONS



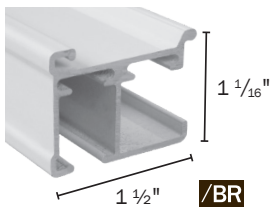
ADA Clear Batons
48" - BA79A BA79S
60" - BA78A BA78S
72" - BA77A BA77S

ADA Fiberglass Batons
48" - BA90A
60" - BA91A
72" - BA92A



HAMPTON FINIAL
SHOWN IN ESPRESSO

MANUAL TRAVERSE SYSTEM CORD DRAW



Track and components available in White or Bronze.

Maximum continuous track length: 16'

- Fascia Length: 4' - 12'. Spliced Length: up to 36'
- Custom cut to your exact measurement
- Single or Double Track Systems
- Smooth or Reeded Fascias in 1 3/8" and 2" diameters
- Furniture Quality Finishes – Espresso, Mahogany, Walnut, Pecan and Antique White
- Ripplefold, Pinch Pleat
- Tracks, Brackets, Master Carriers and Carriers are available in both white and bronze finishes to coordinate with the fascia and drapery treatment
- Heavy duty brackets and carriers for heavy weight draperies
- Snap on Fascia Mount Clips and Finial Mount Adaptors for easy installation
- 5 day lead time

*Available in assemble to order systems. See cost guide for available systems and components. Ships in 5 business days.

CORD COMPONENTS



SURE-SHADE™
UNIVERSAL DRIVE
TENSION DEVICE

White - CT70/W
Dark Brown - CT70/DB

Other colors available:
Black (K)
Pecan (P)
Beige (B)
Off-White (N)
Gray (G)
Clear (C)




TRaverse
ROD CORDING

White - LC32/100



Components are white. Look for the **/BR** icon for components available in bronze and add /BR at the end of the item number to order.

CORD DRAW SYSTEMS



SINGLE TRACK SYSTEM

Cord Draw, Ripplefold or Pinch Pleat, Smooth or Reeded,
1 3/8" or 2" D, 3 1/4" return



DOUBLE TRACK SYSTEM

Cord Draw, Ripplefold or Pinch Pleat, Smooth or Reeded,
1 3/8" or 2" D, 2 1/2" - 4 1/2" rear return, 5 1/2" - 7" front return
*Fascia not available on the back track

CORD DRAW COMPONENTS



Pinch Pleat
Carrier
CP10




Ripplefold Carrier
R2060/ 60% fullness
R2080/ 80% fullness
R2100/ 100% fullness
R2120/ 120% fullness



Pinch Pleat Master
Carrier
CD3300R CD3300L



Ripplefold Master
Carrier
CD3412R CD3412L



Ripplefold Butt Master
Carrier
CD3600R CD3600L



Return
Bracket
CP500



Fascia Mount
Clip
FSWT4001



Finial Mount
Adaptor
FSWT400



3 1/4" Return Wall
Bracket, Single
CD543



5 1/2" - 7" Front, 2 1/2" -
4 1/2" Back Return Wall
Bracket, Single or Double
CD544



3 1/2" - 11" Return
Wall Bracket, Single,
Double, or Triple
TB100



Single Ceiling
Mount Bracket
CD533



FINIALS

BELMONT



ES MA WA



PE AW UF

*CUSTOM SHIMMER FINISHES AVAILABLE.

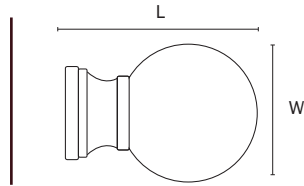


1 3/8" D
FSW138100W/

2" D
FSW200100W/

1 3/8" D
4" L x 3" W

2" D
5" L x 3 3/4" W



HUDSON



ES MA WA



PE AW UF

*CUSTOM SHIMMER FINISHES AVAILABLE.

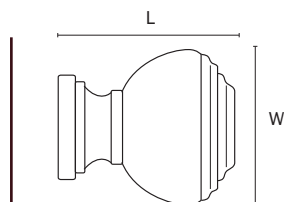


1 3/8" D
FSW138101W/

2" D
FSW200101W/

1 3/8" D
3 1/4" L x 3" W

2" D
4 1/4" L x 3 3/4" W



FINIALS

STRATFORD



ES

MA

WA



PE

AW

UF

*CUSTOM SHIMMER FINISHES AVAILABLE.



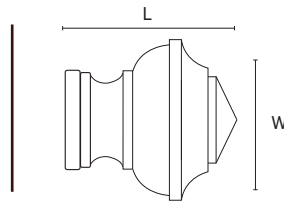
2" D
FSW200102W/



1 3/8" D
FSW138102W/

1 3/8" D
3 1/4" L x 3" W

2" D
4" L x 3 3/4" W



PRINCETON



ES

MA

WA



PE

AW

UF

*CUSTOM SHIMMER FINISHES AVAILABLE.



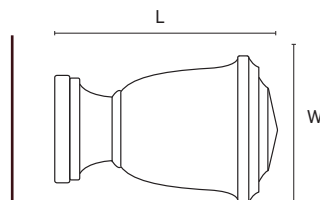
2" D
FSW200103W/



1 3/8" D
FSW138103W/

1 3/8" D
4" L x 2 3/4" W

2" D
5" L x 3 1/4" W





FINIALS

REID

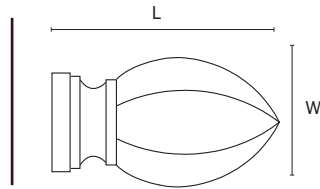


*CUSTOM SHIMMER FINISHES AVAILABLE.



1 3/8" D
4 1/2" L x 2 1/2" W

2" D
5 1/2" L x 3 1/4" W



BELLAMY

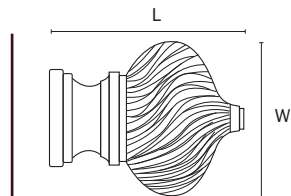


*CUSTOM SHIMMER FINISHES AVAILABLE.



1 3/8" D
3 3/4" L x 3" W

2" D
4 3/4" L x 4" W



FINIALS

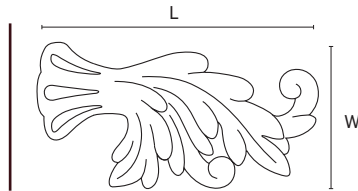
PROVENCE



*CUSTOM SHIMMER FINISHES AVAILABLE.

1 3/8" D
5 1/2" L x 2 3/4" W

2" D
7" L x 3 1/2" W



2" D
FSW200106R/

1 3/8" D
FSW138106R/

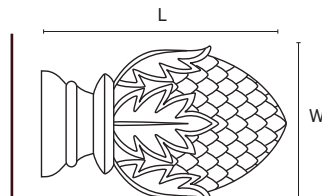
AVERY



*CUSTOM SHIMMER FINISHES AVAILABLE.

1 3/8" D
4 1/2" L x 3" W

2" D
5 1/2" L x 3 1/2" W



2" D
FSW200107R/

1 3/8" D
FSW138107R/



FINIALS

HAMPTON



*CUSTOM SHIMMER FINISHES AVAILABLE.

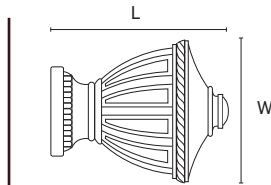


1 3/8" D
FSW138108R/

2" D
FSW200108R/

1 3/8" D
4" L x 3 1/4" W

2" D
5" L x 4" W



MORGAN



*CUSTOM SHIMMER FINISHES AVAILABLE.

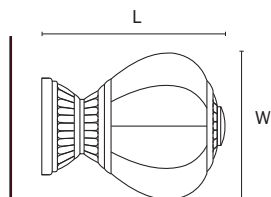


1 3/8" D
FSW138109R/

2" D
FSW200109R/

1 3/8" D
3 3/4" L x 3" W

2" D
4 3/4" L x 3 3/4" W



END CAPS

KNOX END CAP



*CUSTOM SHIMMER FINISHES AVAILABLE.



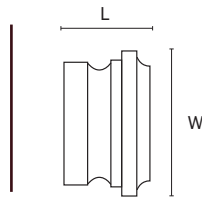
2" D
FSW200190W/



1 3/8" D
FSW138190W/

1 3/8" D
1 1/2" L x 2 1/4" W

2" D
1 3/4" L x 3" W



HOLDBACKS

Holdback extensions FSW990W/ also available in 2" increments.

BRETTON



FSW900W/
3 3/4" D



*CUSTOM SHIMMER FINISHES AVAILABLE.

STRATFORD



FSW901W/
3 1/2" D



*CUSTOM SHIMMER FINISHES AVAILABLE.



POLES

*Poles can be sized to your specification for a cut charge. Please allow a 2 day lead time on all custom cut orders. Spliced up to longer lengths.



SMOOTH POLE
1 3/8" D or 2" D
4' L, 6' L, 8' L, 12' L



REEDED POLE
1 3/8" D or 2" D
4' L, 6' L, 8' L, 12' L



POLE SPLICE
HH20
(10 pieces per pack)

BRACKETS & ACCESSORIES

RINGS



1 3/8"

FSW138300W/
*clips included



2"

FSW200300W/
*clips included

HOLDBACK EXTENSION

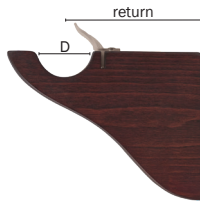
Holdbacks can have extensions added in 2" increments up to 6".
FSW990W/



Adjustable
Mounting
Bracket




SINGLE BRACKETS



1 3/8" D, 3 1/2" Return
FSW138400W/

2" D, 3 1/2" Return
FSW200400W/



1 3/8" D, 6" Return
FSW138401W/

2" D, 6" Return
FSW200401W/

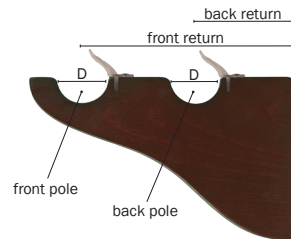
CEILING BRACKETS



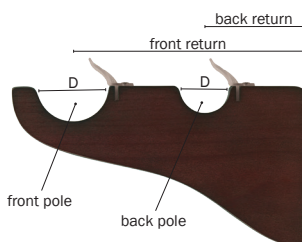
1 3/8" D pole
FSW138403W/

2" D pole
FSW200403W/

DOUBLE BRACKETS



1 3/8" D front, 1 3/8" D back
6" front return, 2 3/4" back return
FSW138402W/



2" D front, 1 3/8" D back
6 1/2" front return, 2 3/4" back return
FSW200402W/

INSIDE MOUNT BRACKET



1 3/8" Inside Mount
FSW138404W/

SWIVEL SOCKETS



1 3/8" Swivel Socket
FSW138405W/

2" Swivel Socket
FSW200405W/



SALES TOOLS

Experience Finestra® Wood Hardware & order a quick ship finish sample ring or portable display kit today.



FINISH SAMPLE RING
FSWFS/1



WALL UNIT
FSW3000/W
SHC MOTORIZED RETRO WALL UNIT DISPLAY
CSRTMFSW3000/W **NEW**



PORTABLE DISPLAY KIT
FSWDPK/1



SHC MOTORIZED DISPLAY KIT

RTMDK **NEW** (CASE & KIT*)
*Smart Home Controls not included; see page 7 for our selection.

Order modules separately:

SHC TRACK MODULE (1 3/8" FASCIA INCLUDED)
RTMDK/TRACK **NEW**

DRAPERY MOTOR + BATTERY KIT
RTMLDKIT **NEW**

SHADE MODULE (INCLUDES MOTOR + CHARGER)
RTMDK/SHADE **NEW**



MOTORIZED FINESTRA® WOOD HARDWARE TRAVERSE SYSTEMS ORDERING INFORMATION

- 1 SELECT YOUR SYSTEM
Single or double system.
- 2 SELECT YOUR TRACK COLOR
White or bronze.
- 3 SELECT YOUR MOTOR POWER
Pick from Li-ion Battery or 110v AC Power Transformer.
- 4 SELECT YOUR DRAPERY STYLE, DRAW & MASTER CARRIER
Pinch Pleat or Ripplefold. One-Way Draw Right or Left, or Center Draw. Overlap or Butt Master (RF only).

PINCH PLEAT	RIPPLEFOLD
<ul style="list-style-type: none"> Carriers available in White or Bronze. 	<ul style="list-style-type: none"> Carriers available in White or Bronze. 60%, 80%, 100% and 120% fullness available; please specify fullness on order. Overlap Master Carriers are standard. Butt Master Carriers available, allowing some light to filter between draperies on center draw treatments. Must be specified for substitution.
- 5 SELECT YOUR FINISH, FASCIA STYLE & FINIALS
5 Quick Ship finishes. Smooth or Reeded Fascia. Finials and End Caps sold separately.
- 6 SELECT YOUR SMART HOME CONTROLS
System includes handheld 15 channel remote. Take your drapery control to the next level by upgrading to the SHC Hub to integrate your draperies with whole home and voice control systems.



TO PLACE AN ORDER

Phone	877.323.0058
Fax	800.554.0407
E-Mail	budgetblinds@rowleycompany.com

230 Meek Road
Gastonia, NC 28056

Offices are open Monday - Friday
8:00AM - 6:00PM ET

Finestra® is a registered trademark of Rowley® Company, LLC. All products and designs are © 2021, Rowley® Company, LLC.

